



luke 15:10

there is **joy** in the presence
of God's angels **when even one**
sinner repents

Lost and Found



national
girls
ministries

her heart ... her world ... His purpose

*Brought to
you by*

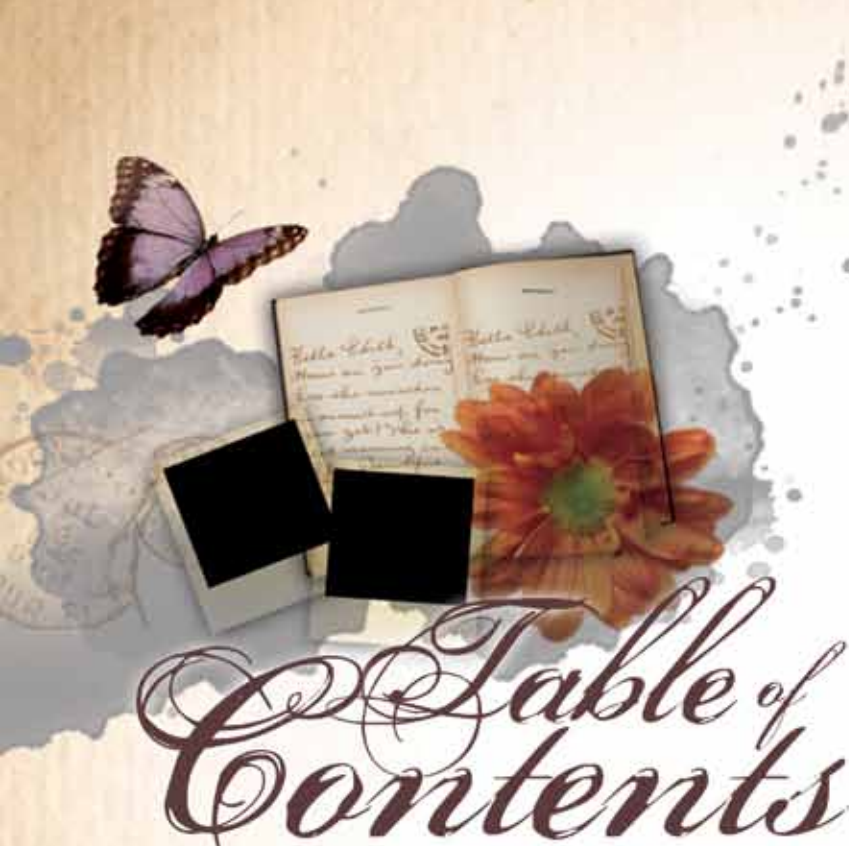


nym

© 2012 by MyHealthyChurch
1445 N. Boonville Ave.
Springfield, Missouri 65802
All rights reserved.

Scripture quotations are taken from the
Holy Bible, New Living Translation, copy-
right ©1996, 2004, 2007 by Tyndale House
Foundation. Used by permission of Tyndale
House Publishers, Inc., Carol Stream, Illinois
60188. All rights reserved.





introduction	1
one-day retreat	2
two-day retreat	3
three-day retreat	5
sessions	7
appendix.....	17

Introduction

Have you ever felt like you have a great group of girls in your youth group, but they have trouble connecting? Maybe they spend more time nagging each other and being catty than they do on developing relationships with each other. Or maybe you have a great group of girls who have deep relationships, but they are lacking substance in their relationships with the Lord. Whatever your situation, getting girls together and away from home for a weekend can help girls develop relationships and deepen their walk with the Lord.

Goal

The Teen Girl Retreat could be exactly what you're looking for. The objective of the retreat is twofold. The first goal is for girls to grow deeper in their relationship with God. The second goal is for girls to grow deeper in their relationships with one another. As with most retreats, many girls will experience emotional highs in their relationship with the Lord and with others, but this retreat is designed to help girls sustain their newfound growth.

Flexibility

The Teen Girl Retreat can be exactly what you need it to be. It's designed to be flexible. You can pack everything into a day, or stretch the retreat out into a full three-day weekend. It's meant to be molded to fit your personality and the personality of your group. Most of the sessions are discussion-oriented, so girls can talk freely about where they're at and you can share from your own life experiences.

This retreat will incorporate thought-provoking discussion, quiet time for reflection, and plenty of time to kick back and have fun. Here are a few things to consider before you get started:

1. Where to go? You may not have to have a huge travel budget or be able to take your girls to a four-star resort, but it definitely helps to get away. Consider having the retreat at your church, in your home, or at a retreat center. If your group is small, consider booking a large suite at a hotel.

If your group is large, check into reserving a retreat center or campground. Many retreat centers offer reduced rates in the off-season.

2. Who's taking the lead? As a girls retreat, it's good for it to be a girls-only event. The Teen Girl Retreat runs well with a team of women, but can be run with as few as two leaders. Make sure all of the leaders involved know that this retreat will require their involvement and willingness to be vulnerable. Nobody gets to sit back and observe on this one.

3. How much? Your church may have the budget to cover the expenses for your retreat, but it is recommended that the retreat cost the girls something. We value what we pay for, so even a small registration fee to cover meals is recommended. On the other hand, many churches simply don't have a budget to cover events like this, but make sure that the registration fee doesn't restrict some girls from being able to attend.

4. Who's coming? Make sure you announce the retreat with enough advance for girls to make arrangements to come. Ask your youth pastor for permission to announce the retreat in youth group. Often students don't pay much attention to announcements, so invite girls personally and talk with parents. Make flyers for the girls with information about the retreat, where it will take place, what to bring, and how much it will cost (See promotional flyers at the back of the appendix section).

Since the Teen Girl Retreat is mostly discussion-oriented, here are a few pointers for leading small group discussion:

- **Don't be afraid of silence.** Sometimes girls are formulating answers, processing emotions, or coming up with the boldness to speak up.



Allow time for silence. It will probably feel pretty awkward, but sometimes allowing up to a few minutes of silence can be incredibly helpful. Ask the question again, rewording it with more explanation. Share from your own experience. As a last resort, call on an individual to speak up.

- **Avoid lopsided discussions.** Some girls will be much more willing to speak up than others, but make sure everyone gets a chance to share. You may find it necessary to gently cut some girls off and draw others out. Ask quiet girls to respond to something that's already been said rather than making her share about herself right away.

- **Press the issue.** Don't be afraid to ask girls to elaborate on their answers. Girls (especially younger girls) have a tendency to share about friends or things they've heard about rather than sharing from their personal experience. Ask "How did that affect you?" or "What did

you think about that?" If a girl shares short or incomplete answers, don't be afraid to ask "Could you tell us a little more about that?"

- **Find the balance.** Girls love to talk, but sometimes the conversation might veer off into the land of completely unrelated topics. If this happens, gently guide the conversation back on track. Sometimes the off topic subject is something girls really need to talk about. So be sensitive to that and allow the Holy Spirit to guide the discussion.

- **Consider your audience.** Know the attention span of the girls in your group. It may be helpful to divide girls into smaller groups by age. Younger girls may not be able to sit still and talk as long as older girls will want to. Plan to let the younger girls have some more free time to get up and move around.



9:00 a.m.....	arrival & breakfast prayer partner & requests introductions
10:00 a.m.....	welcome guidelines and goals
10:30 a.m.....	worship prayer partners
10:45 a.m.....	session one
11:15 a.m.....	craft
12:00 p.m.....	lunch
12:30 a.m.....	sessions two & three
2:00 p.m.....	dessert break
2:15 p.m.....	session four
3:15 p.m.....	choose a side
3:30 p.m.....	session five
4:30 p.m.....	closing activity
5:00 p.m.....	clean up/pack up/wrap up
5:30 p.m.....	dismiss

As the Girls Arrive

As the girls arrive, pass out the cards with their prayer partner listed that you have assigned ahead of time. Give each girl a prayer request

card that they can fill out to be prayed over throughout the retreat. Requests can be submitted anonymously.

When everyone has arrived, make introductions, pray for breakfast and enjoy some good food!

Welcome & Guidelines and Goals

As the girls are finishing eating, talk about what they will be learning during this retreat and what you hope they will take away with them. Pass out and review the "Guidelines & Goals" and take a few minutes to allow the girls to complete the goals worksheet.

Worship & Prayer Partners

Begin the session with about 10-15 minutes of worship (either with a live piano/guitar or a CD). Instruct the girls to break off with their prayer partners. Pass out a prayer request card to each person and instruct the girls to pray a prayer of dedication for the rest of the retreat and to pray for the requests they have. Collect the cards after.



Session One

Share "Session One: Lost & Found" with the girls, instructing them to follow along with the corresponding notes sheet.

Craft

Spend time working on the craft from session one. Play music in the background and allow the girls to chat. You might even provide snacks.

Lunch

Sessions Two & Three

Share "Session Two: What's at Stake?" and "Session Three: Evangelism" with the girls, instructing them to follow along with the corresponding notes sheets. Allow enough time for them to complete the brainstorming activity at the end of the session three.

Desert Break

Since the girls will have just completed the session on heaven and hell, consider serving a desert that ties in with that theme. Chunk up devil's food chocolate cake and angel food cake into bite-sized squares in a large serving bowl and allow girls to help themselves. Provide fresh strawberry sauce as a topping.

Session Four

Share "Session Four: Overcoming Fear" with

the girls, instructing them to follow along with the corresponding notes sheet. Allow enough time for them to break into discussion groups and answer the questions related to boldness.

Choose a Side

This activity will allow your girls to reflect on what they believe and will be a visual way for girls to see where their peers stand. It will also be a great way to stimulate conversation as you give the girls a chance to defend their answers. See suggested questions in the appendix.

Session Five

Share "Session Five: My Testimony" with the girls, allowing them enough time to complete the testimony activity at the end of the session.

Closing Activity

Gather supplies for the object lesson and share the closing activity with the girls.

Clean Up, Pack Up, & Wrap Up

After you've completed the goal-setting activity, take a break and encourage the girls to help you clean up. Make sure the room is ready for the next group who will use it. Ask the girls if they have any questions or any comments about your time together. ■



6:00 p.m.....arrival & dinner
prayer partner & requests
introductions
7:30 p.m.....welcome
guidelines and goals
7:45 p.m.....worship
prayer partners
session one
8:45 p.m.....craft
10:00 p.m.....games & fun

8:00 a.m.....breakfast
9:00 a.m.....worship
prayer partners

9:30 a.m.....sessions two & three
11:30 a.m.....lunch/dessert
12:30 p.m.....session four
2:30 p.m.....choose a side
3:00 p.m.....session five
4:00 p.m.....closing activity
4:30 p.m.....clean up/pack up/wrap up
5:00 p.m.....dismiss

As the Girls Arrive

As the girls arrive, pass out the cards with their prayer partner listed that you have assigned



ahead of time. Give each girl a prayer request card that they can fill out to be prayed over throughout the retreat. Requests can be submitted anonymously.

When everyone has arrived, make introductions, pray for dinner, and enjoy some good food!

Welcome & Guidelines and Goals

As the girls are finishing their dinner, talk about what they will be learning during this retreat and what you hope they will take away with them. Pass out and review the "Guidelines & Goals" and take a few minutes to allow the girls to complete the goals worksheet.

Worship, Prayer Partners, & Session One

Begin the session with about 10-15 minutes of worship (either with a live piano/guitar or a CD).

After the session, instruct the girls to break off with their prayer partners. Pass out a prayer request card to each person and instruct the girls to pray a prayer of dedication for the retreat and to pray for the requests they have. Collect the cards after.

Share "Session One: Lost & Found" with the girls, instructing them to follow along with the corresponding notes sheet.

Craft

Spend time working on the craft from session one. Play music in the background and allow the girls to chat. You might even provide snacks.

Games & Fun

Call it a night and play one of the suggested games (or other games you've prepared).

Breakfast

Use breakfast preparation as a teaching moment by letting the girls help in the kitchen. Remember that this can also include helping to clean up after!

Worship & Prayer Partners

Kick off the morning's activities with about 10-15 minutes of worship (either with a live piano/guitar or a CD).

Instruct the girls to break off with their prayer partners. Pass out a prayer request card to each person and instruct the girls to pray for the requests they have. Collect the cards after.

Sessions Two & Three

Share "Session Two: What's at Stake?" and

"Session Three: Evangelism" with the girls, instructing them to follow along with the corresponding notes sheets. Allow enough time for them to complete the brainstorming activity at the end of the session three.

Lunch

Break for lunch. Get the conversation rolling by asking a few of the questions below:

- What is the most embarrassing thing that has happened to you in front of a guy?
- What was the worst fashion *faux pas* you've ever made?
- What secret talent or skill do you possess that not a lot of people know about?
- What movie or television show do you love that you're embarrassed to admit?

Since the girls will have just completed the session on heaven and hell, consider serving a dessert that ties in with that theme. Chunk up devil's food chocolate cake and angel food cake into bite-sized squares in a large serving bowl and allow girls to help themselves. Provide fresh strawberry sauce as a topping.

Session Four

Share "Session Four: Overcoming Fear" with the girls, instructing them to follow along with the corresponding notes sheet. Allow enough time for them to break into discussion groups and answer the questions related to boldness.

Choose a Side

This activity will allow your girls to reflect on what they believe and will be a way for the girls to visually see where their peers stand. It will also generate good conversation as girls get a chance to explain their answers. See suggested questions in the appendix.

Session Five

Share "Session Five: My Testimony" with the girls, allowing them enough time to complete the testimony activity at the end of the session.

Closing Activity

Gather supplies for the object lesson and share the closing activity with the girls.

Clean Up, Pack Up, & Wrap Up

Encourage the girls to help you clean up. Make sure the room is ready for the next group who will use it. Ask the girls if they have any questions or any comments about your time together. ■



6:00 p.m.....arrival & dinner
prayer partner & requests
introductions
7:30 p.m.....welcome
guidelines and goals
7:45 p.m.....worship
session one
prayer partners
8:45 p.m.....craft
10:00 p.m.....games & fun

8:00 a.m.....breakfast
9:00 a.m.....special interest segment
10:30 a.m.....session two

As the Girls Arrive

As the girls arrive, pass out the cards with their prayer partner listed that you have assigned ahead of time. Give each girl a prayer request card that they can fill out to be prayed over throughout the retreat. Requests can be submitted anonymously.

When everyone has arrived, make introductions, pray for dinner, and enjoy some good food!

Welcome & Guidelines and Goals

As the girls are finishing their dinner, talk about what they will be learning during this retreat and what you hope they will take away with them. Pass out and review the "Guidelines & Goals" and take a few minutes to allow the girls to complete the goals worksheet.

Worship, Session One, & Prayer Partners

Begin the session with about 10-15 minutes of worship (either with a live piano/guitar or a CD).

Share "Session One: Lost & Found" with the girls, instructing them to follow along with the corresponding notes sheet.

After the session, instruct the girls to break off into their prayer partners. Pass out a prayer request card to each person and instruct the girls to pray a prayer of dedication for the retreat and to pray for the requests they have. Collect the cards after.

11:30 p.m.....lunch/dessert
12:30 p.m.....session three
1:30 p.m.....snack break
1:45 p.m.....session four
2:45 p.m.....choose a side
3:00 p.m.....craft
movie
5:00 p.m.....dinner
6:30 p.m.....worship
prayer partners
7:00 p.m.....session five
8:00 p.m.....games & fun

8:00 a.m.....breakfast
9:00 a.m.....worship
prayer partners
9:30 a.m.....closing activity
10:00 a.m.....clean up/pack up/wrap up
10:30 a.m.....dismiss

Craft

Spend time working on the craft from session one. Play music in the background and allow the girls to chat. You might even provide snacks.

Games & Fun

Call it a night and play one of the suggested games (or other games you've prepared).

Breakfast

Use breakfast preparation as a teaching moment by letting the girls help in the kitchen. Perhaps have half of the group of girls help with breakfast at this time and the other half help with tomorrow's breakfast. Remember that this can also include helping to clean up after!

Special Interest Segment

You know your girls pretty well! Fill this segment with something you know your girls will love.



If they're athletic, organize a soccer game. If they're creative, bring in an artist to share tips on watercoloring. If they like being in the kitchen, bring in a local chef or baker to teach your girls a thing or two. If they love to do make-up, bring in a Mary Kay, Arbonne, Avon, etc., representative to teach your girls about skin care. The possibilities are endless!

Session Two

Share "Session Two: What's at Stake?" with the girls, instructing them to follow along with the corresponding notes sheet.

Lunch

Break for lunch. Get the conversation rolling by asking a few of the questions below:

- What is the most embarrassing thing that has happened to you in front of a guy?
- What was the worst fashion *faux pas* you've ever made?
- What secret talent or skill do you possess that not a lot of people know about?
- What movie or television show do you love that you're embarrassed to admit?

Since the girls will have just completed the session on heaven and hell, consider serving a dessert that ties in with that theme. Chunk up devil's food chocolate cake and angel food cake into bite-sized squares in a large serving bowl and allow girls to help themselves. Provide fresh strawberry sauce as a topping.

Session Three

Share "Session Three: Evangelism" with the girls, instructing them to follow along with the corresponding notes sheet. Allow enough time for them to complete the brainstorming activity at the end of the session.

Snack Break

Take a quick snack break before moving on to the next session! Allow the girls to use the restrooms, take a quick walk, and gear up for the next session.

Session Four

Share "Session Four: Overcoming Fear" with the girls, instructing them to follow along with the corresponding notes sheet. Allow enough time for them to break into discussion groups and answer the questions related to boldness.

Choose a Side

This activity will allow your girls to reflect on what they believe and will be a way for the girls

to visually see where their peers stand. It will also generate good conversation as girls get a chance to explain their answers. See suggested questions in the appendix.

Craft & Movie

Spend time working on a craft. Consider asking the girls to bring a solid colored T-shirt and providing puff paints for them to decorate their shirts with. Choose a movie that is appropriate for your group of girls and play it in the background.

Dinner

Worship & Prayer Partners

Kick off the evening activities with about 10-15 minutes of worship (either with a live piano/guitar or a CD).

Instruct the girls to break off with their prayer partners. Pass out a prayer request card to each person and instruct the girls to pray for the requests they have. Collect the cards after.

Session Five

Share "Session Five: My Testimony" with the girls, allowing them enough time to complete the testimony activity at the end of the session.

Games & Fun

Call it a night and play one of the suggested games (or other games you've prepared).

- - - -

Breakfast

Worship & Prayer Partners

Kick off the morning's activities with about 10-15 minutes of worship (either with a live piano/guitar or a CD).

Instruct the girls to break off with their prayer partners. Pass out a prayer request card to each person and instruct the girls to pray for the requests they have. Collect the cards after.

Closing Activity

Gather supplies for the object lesson and share the closing activity with the girls.

Clean Up, Pack Up, & Wrap Up

After you've completed the closing activity, take a break and encourage the girls to help you clean up. Make sure the room is ready for the next group who will use it. Ask the girls if they have any questions or any comments about your time together. ■



Table of Contents

Session One	8
Session Two	9
Session Three	12
Session Four	14
Session Five	16

Session One

Lost & Found

Conversation Starter

Talk about a time when you lost something of value. What was it? How did the item's value affect how long you looked for it? Did you end up finding it? Where was it? How did you feel when you found it?

Objective: To show the heart of God when it comes to people who are lost and don't know Christ. To explain the theme of this year's packet.

Have a girl read Luke 15:8-10

During His ministry on earth, Jesus often taught using parables, or short stories that help illustrate a point. There are two different ways we can look at a lost coin — we can shrug it off and say that it's just one coin and it's not worth the effort to search for it. Or we can realize that even though it is just one coin, it's still a coin that has value, and that we're losing out by not finding it again.

Coins are imprinted with the symbol of their creator or country of origin, which gives them value and the ability to be easily recognized. Likewise, people are imprinted with the likeness of their Creator, God, giving them value and the ability to be recognized as belonging to Christ.

Coins can lose their sparkle when they are dropped in the dirt, misplaced, or not taken care of. As human beings, we can lose our sparkle — our joy, our purpose, and our purity — when we make decisions that take us away from God. But just as coins can be cleaned and polished again, so can lost people be found, cleaned, and polished again to renew their sparkle!

There are several lessons we can learn from the woman in this parable:

The woman didn't care that it was just one coin. It didn't matter to the woman whether it was 75 lost coins or just one. She valued it and looked for the lost coin with the same amount of urgency as if it had been multiple lost coins. Do we value the individual lost soul like that? Or do we tend to have the mindset that there's too much work involved unless there are going to be several lost people who we can help point to Jesus?

The woman put forth effort. This woman didn't just hope she would stumble upon the lost coin — she put forth a great amount of effort to seek it out and was persistent until she found it. Likewise, we shouldn't just hope we stumble upon someone who is lost and in need of Jesus. We should put forth effort and seek them out.

The woman celebrated with others. The woman was so excited that after all of her searching, she found the lost coin and celebrated with friends and neighbors. When a lost person finds Jesus, it is an occasion to celebrate! Hopefully you've been asking for prayers from your Christian friends and giving them updates along the way, so that when your lost friend finally finds Jesus, it's something you and your other Christian friends can rejoice about together.

By using this parable of the woman with the lost coin, Jesus was communicating how He feels about people who are lost and away from Him. He doesn't just have a carefree attitude about them. He doesn't just hope that He'll stumble upon lost people after a while. He is unwilling to let even one person remain lost and He continues to seek them out until they are found. ■



Session Two

What's at Stake?

Heaven & Hell

Objective: To give the girls a better Scriptural understanding of what heaven and hell will be like. To help the girls understand what is at stake for their loved ones if their loved ones do not accept salvation.

Why is evangelism important? Because Heaven and hell are what's at stake for your friends and family members who do not already know the Lord.

Hebrews 9:27 says that each person is destined to die once and will then face judgment. And John 3:16 says that God sent His Son to die for us so that those who would believe in Him wouldn't die but would live forever in heaven. This means then, that after life on this Earth is over, we will either face an eternal life in heaven or an eternal life in hell. Those are our only two options.

We will all spend eternity somewhere — either in heaven or in hell.

Have a girl read John 5:24-29

Jesus lays it all on the line. Those who believe in Him will have eternal life in heaven, but those who do not will have eternal life in hell.

And since eternity affects us all, we will be taking a deeper look at heaven and hell in this next session.

Hell

Hell was never intended for people.

Have a girl read Matthew 25:41

Hell was originally created for Satan and his demonic followers when Satan, who was once a beautiful angel named Lucifer, rebelled against God. There was no place in heaven for anyone who wasn't going to love and serve their Creator, so God cast Lucifer and the other angels who followed into hell. So hell was never intended for people. God is a patient God and for thousands of years has been waiting to return so that as many people as possible could accept Him and have eternal life in heaven with Him instead of in hell. It wasn't until the fall of Adam and Eve when sin was introduced into the world that hell became a place where people who rejected God on this earth were sent.

On Judgment Day, God will divide the believers from the non-believers.

Have a girl read Matthew 25:31-33

This Scripture is pretty clear — there will be no blending in. You won't be able to just hide or hope God doesn't notice you. There won't be any way to change your mind at the last minute. When Judgment Day comes, God will divide those who believed in Him from those who did not believe in Him, and a time of individual judgment will happen. For those who believed and accepted Jesus as Lord and Savior this will be a time where our time on earth is judged, and we will receive our heavenly rewards. For those who never accepted Jesus while living on earth, they will be held accountable for their life of sin and will be sent to eternal punishment in hell. - continued -



There will be different degrees of punishment in hell.

Have a girl read Luke 12:35-48

While being a good person and doing good deeds aren't enough to get you into heaven, this parable and other places in Scripture would indicate that the opportunities we are presented with on earth and our actions in response will play into our reward or our punishment. Therefore, it's safe to say that no one's experience in heaven or hell will be quite the same. And in this instance, the way those who did not believe in the Lord handled the situations they were faced with here on earth will somehow affect the degree of punishment they receive.

There's no way to fully understand what heaven or hell is going to be like. They exist outside of time and space. They're not bound to the laws of physics, gravity, or any other rule of logic we have on earth. For God to give us a detailed description of what either place will be like would be like us trying to describe what a modern-day crowded downtown city is like to Adam and Eve. Their minds wouldn't even be able to comprehend what you were talking about!

That being said, Scripture uses a lot of imagery to give us some sort of insight into what heaven and hell will be like.

Hell is described as a place of fire.

Have a girl read Matthew 13:49,50

Hell is described as a place of darkness.

Have a girl read Matthew 8:12

The punishment in hell is eternal.

Have a girl read Matthew 25:41



There will be people who think they're going to heaven but will be cast into hell.

Have a girl read Matthew 7:21-23

This is perhaps the most frightening passage of Scripture about the subject of hell. How many people can you think of who call themselves Christians? As this passage shows, many ... not just a few ... but many people will stand before the Lord on Judgment Day and God will not recognize them. There will be people who have spent years talking about God and doing things for God — even performing miracles and preaching sermons to people — but they didn't have a personal relationship with the Lord and therefore He did not know them and they will not be accepted into heaven. Can you imagine the horrifying shock for the people who think that being a Christian means attending church a few times a year, giving in the offering, and blurting out a cheesy prayer before bedtime when they find out while standing before Christ that there was so much more to it? How many friends and relatives do you think might fall into that category? Do you fall into that category?

Heaven

There will be no more pain or sadness.

Have a girl read Revelation 21:4

This is perhaps one of the most amazing things we have to look forward to about going to heaven. We'll never have to deal with the sadness, illness, pain, or disappointment that we experience here on earth.

We will never hunger or thirst.

Have a girl read Revelation 7:16,17

Since we will not be in heaven with physical bodies like we have right now, there will be no need to eat and drink. You'll never have a growling stomach or feel parched.

Heaven will be beautiful.

Have a girl read Revelation 21:18-23

- continued -

Like we already mentioned, there is no way we could possibly begin to imagine what heaven will be like for those who love the Lord. But Scripture gives us a little taste as to what we can expect.

We will worship the Lord in heaven.

Have a girl read Revelation 7:9-12

If you think the extended times of praise and worship at youth events are amazing, imagine singing songs with billions of other Christians from countries all over the world ... in heaven!

We will reign with Him in heaven.

Have a girl read Revelation 2:26

Scripture indicates that we will be ruling over the angels. Beyond that there isn't much more that's talked about specifically in the Bible.

We will serve God in heaven.

Have a girl read Revelation 22:3

The way we serve the Lord will be completely pure and selfless since we won't be bound in sinful bodies. We won't be prideful or have ulterior motives. This also shows us that there will be busyness in heaven. It won't just be a bunch of sitting around. We will have lots of activity.

We will see God face to face.

Have a girl read Revelation 3:21

There will no longer be anything that separates us. We'll be able to see God and be in His presence.

What we must remember when talking about heaven and hell, is exactly what we see written in 1 Corinthians 2:9 — "No eye has seen, no ear has heard, and no mind has imagined what God has prepared for those who love him" (NLT). If you still find yourself struggling with questions without answers, it's okay. Our minds are not large enough to grasp the reality of what He has in store for us. Just remember that the Lord is creating an amazing place for you in heaven and that our goal in the meantime is to tell as many people about it as possible so that they might find salvation too.

[Ask the girls to bow their heads as you get ready to close.]

As you think back on your life, can you pinpoint a time when you asked Jesus to be Lord of your life? Was there a time when you recognized your humanity and your sinfulness? Was there a time when you stopped what you were doing and you asked the Lord to forgive you of your sin and to take control of your life?

If this is something you haven't done before, or if you haven't been living for the Lord and would like to start a new life in Christ, raise your hand.

[If someone raises their hand, pray a simple prayer of salvation and ask all of the girls to repeat the prayer after you. Something like:

Dear Jesus, thank You for loving me even though I struggle with sin and haven't always lived in a way that pleases You. Please forgive me for the wrong things that I've done and wash me clean from head to toe from my sins. I accept You into my life and pray that You will help me become more like You every day. Amen.

If no one raises their hand, close with a prayer like this:

Dear Jesus, thank You for this time we have together where we can learn more about You and about the importance of the command You've given us to reach out to our unsaved friends and family. I pray that You will help what we've learned today to really sink in and to cause us to move to action. To not just think about our lost loved ones but to take action and reach out to them. God, give us opportunities to be able to talk to them about the amazing plans You have for them. Let us hear some incredible testimonies of what You've done as a result of these girls responding to the challenges they've been presented with at this retreat. Thank You for You and for the promise of Heaven. Amen.]■

Session Three

Evangelism

[Before you begin, tape the teaching tools for session three on the walls at eye level in the room where you will be presenting this session. Provide pens. When prompted later on during this study, allow the girls time to move around the room, writing down their ideas for evangelizing to the different people groups represented by the session three pages in the Appendix.]

Objective: To explain what evangelism is and to give the girls ideas of how they can comfortably evangelize.

The word evangelism can be really scary to some people. We have visions of walking door to door with tracts or of standing on street corners with signs preaching about the end of days. But there's so much more to evangelism than that!

What is Evangelism?

Evangelism is sharing the good news of Jesus Christ to those around you.

Why is Evangelism Important?

Evangelism is important because:

a.) As we learned in the last session, heaven and hell are what's at stake. The lost people in our lives will for sure spend eternity somewhere — it's just a matter of where. Without a personal relationship with Jesus they will spend all of forever in a place of eternal torture, sadness, and away from the Lord. But with a personal relationship with Jesus they can have life forever — joy, peace, and wholeness — in heaven.

b.) Evangelism is a command. Mark 16:15 says that Jesus commanded the disciples to "Go into all the world and preach the Good News to everyone" (NLT). That doesn't sound like a suggestion, does it? Evangelism is important because Jesus commanded it.

Here are three simple ways to evangelize those around you that you might have overlooked.

Love people

Have a girl read John 13:34,35

If Christ is love, it would seem that the best way to share about Him with others would be to love them. Let's read 1 Corinthians 13:4-7 to get a better idea of what loving people looks like.

"Love is patient and kind. Love is not jealous or boastful or proud or rude. It does not demand its own way. It is not irritable, and it keeps no record of being wronged. It does not rejoice about injustice but rejoices whenever the truth wins out. Love never gives up, never loses faith, is always hopeful, and endures through every circumstance" (NLT).

[Instruct the girls to refer to their worksheet and follow the directions.]

Be an example of Christ

Have a girl read Ephesians 5:15-20

Sometimes our lives alone are enough to give us opportunities to evangelize. If people in our lives observe our behavior long enough, they should be able to notice that the way we live is different from

- continued -



how most people live. We can be an example of Christ to those around us. Take a minute to re-read this passage and make a list of the behaviors we should exhibit as followers of Christ.

[Instruct girls to fill out this portion of their worksheet. Discuss their answers.]

Extending an invitation

Have a girl read John 1:40-42

Did you see the example Andrew just showed us in this passage? Andrew had already met Jesus, so he invited someone else in his life who hadn't (his brother). They went and from there, Simon's life was changed forever.

Sometimes the simplest way to evangelize is just to invite your friends to church activities. A lot of people might not feel comfortable coming directly into a church setting but would love to come to a picnic, special concert, or a fun youth activity. You don't always need to have a salvation sermon prepared at every moment — just take the opportunities you're given to invite your unsaved friends and family to church where they too can meet Jesus.

[Dim the lights, turn on some worship music, and give the following instructions to the girls. Here are some suggested songs to play during this activity that relate to the theme:]

Britt Nicole: Lost Get Found

Bethany Dillon: Everyone to Know

Barlow Girl: Running Out of Time

Josh Wilson: I Refuse

Casting Crowns: Until the Whole World Hears]

You'll notice several pieces of paper with photos taped to the walls around us. Each of these photos represents a different people group that can be evangelized — everyone from family members, friends, to even strangers. In the next few minutes, get up and move around the room, brainstorming ways you could share Jesus to the different groups represented in the photos. As you come up with an idea, write it on the page. We'll discuss the ideas as a group after everyone has had a chance to write down their ideas.

[Allow several minutes for the girls to brainstorm and write out their ideas. When they are finished, pull everyone together and discuss the ideas they had.]

Closing

[Break the girls off into their prayer partners.]

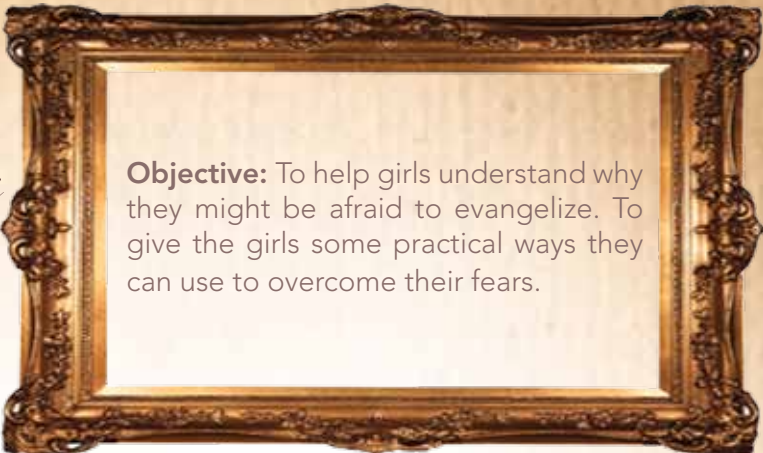
As we go to close, pray with your prayer partners about the following things:

- Pray for each other that you would have boldness for witnessing, despite your personality types or insecurities.
- Pray for each other that you would have opportunities to invite those around you to events and services where they can experience Christ.
- Pray for each other that you would be a light in the darkness, and that your lives would be examples of Christ.
- Pray for each other that you would develop a deep love for people and a burden for the lost. ■

Session Four

Overcoming Fear

Conversation Starter: Talk about a time you witnessed to a friend or family member. How did you feel? How do you think the conversation went? Would you have done anything differently?



Objective: To help girls understand why they might be afraid to evangelize. To give the girls some practical ways they can use to overcome their fears.

We share lots of things — opinions about politics and about the decisions your friends are making, secrets, clothes, books, and even germs. So why is it so difficult for us to share Jesus? If you knew Someone who could heal people when they are sick, comfort them when they are sad, give them direction when they feel clueless, give them a purpose in life, and ultimately a place to live forever in heaven, why wouldn't you want to tell people about Him? Because of fear. Here are a few common fears when it comes to sharing Jesus with our friends and family:

Fear of not knowing what to say. Are you worried about how to bring up a conversation about your faith? Are you unsure of how to re-direct a conversation so that you can tell your friend about Jesus or are you scared of sounding cheesy as you tell someone about what God has done in your life? You're not alone!

Have a girl read Jeremiah 1:6-9

When you find yourself being afraid to pray with someone, invite someone to church, or tell them your testimony, ask God to put His words in your mouth. Ask Him to give you the ability to answer the questions you're asked and to know how to start and end the conversation. If possible, spend a few days in prayer before you even enter into conversation with someone.

Fear of not knowing the answers to questions. Most teenagers aren't Bible scholars. Because of that, witnessing to a friend can be frightening. What if they ask a question you don't know the answer to? What if they want you to show them where in the Bible they can find the different things you're talking about? What if you're basing everything you're talking about on the Bible and they end up saying they don't even believe in the Bible? This is a very real fear for people when they start to think about evangelism.

Have a girl read 2 Timothy 2:15

If you don't know the answer to something that comes up in conversation, don't make it up. As this verse states we want to make sure we're always speaking truth when it comes to the Bible. Besides, people will appreciate you much more if you are honest with them about not knowing everything. If you're unsure of how to respond to something you're asked, tell them you really don't know the answer but that you'll ask your parent or youth leader and get back with them.

Fear of what the other person will think of us. As Christians, this fear probably makes us the most frustrated. We have this deep desire to see our friends and family members come to know the Lord yet we also often have this battle inside of us with the fear of being made fun of, pushing them further away, or damaging the relationship.

- continued -



Have a girl read Galatians 1:10

This Scripture puts it in perspective, doesn't it? When you're afraid of what someone might think of you, you're actually trying to please others and not God. Start being more open about your relationship with the Lord and about all He's done in your life. Not only will that be an encouragement to those around you, but people will begin to just expect that out of you. An invitation to church or a conversation about salvation won't seem like it's coming out of the blue if the things of the Lord are already a part of many of your conversations.

Fear of following through. If you invite a friend to church and they accept Christ, chances are you are going to have a little bit more responsibility. They might need a ride, a friend to sit with, or some extra help understanding things until they get plugged in. You can't just bring them, hope they get saved, and then be done. The extra commitment can sometimes be scary since it might mean having to change the way you do things for a while until your friend starts to feel at home.

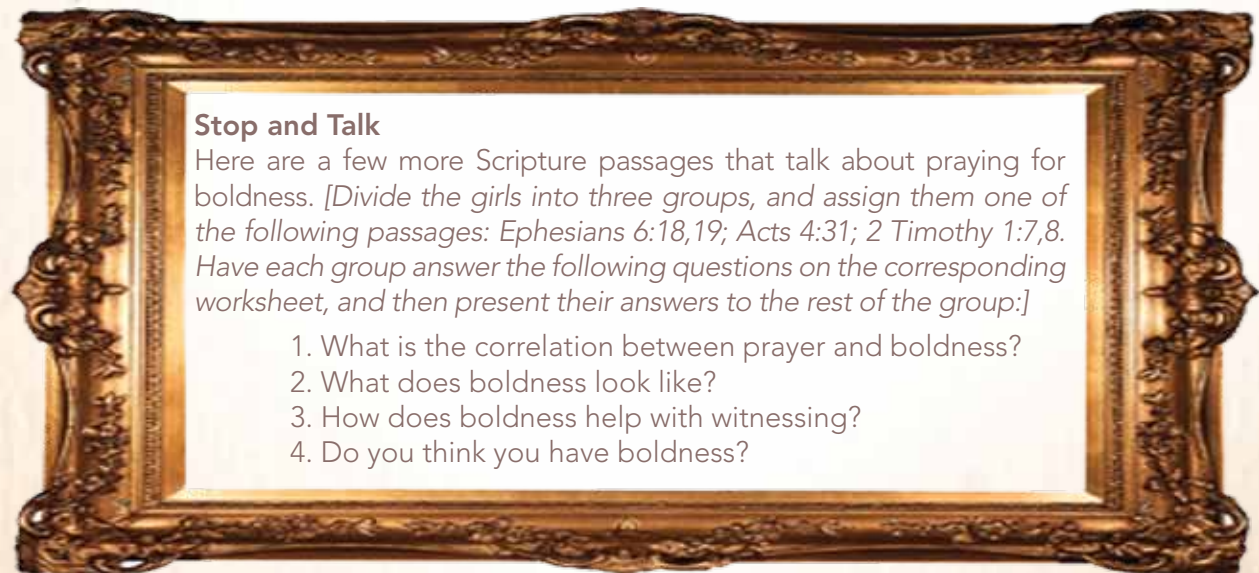
Have a girl read 2 Timothy 3:16,17

As you can see, it's incredibly important for your newly saved friend to find a church where he or she can hear solid, biblical teaching and begin being disciplined. If that place is your church, embrace your friend. Show him or her the ropes. Tell them about Sunday school, midweek services, or special events they can be a part of. Help your friend dive into his new walk with Christ and take joy in knowing that you are part of his salvation story.

Praying

Have a girl read Acts 1:8

The biggest thing we can do to overcome fear is to pray for boldness. This boldness comes from the Holy Spirit.



Stop and Talk

Here are a few more Scripture passages that talk about praying for boldness. *[Divide the girls into three groups, and assign them one of the following passages: Ephesians 6:18,19; Acts 4:31; 2 Timothy 1:7,8. Have each group answer the following questions on the corresponding worksheet, and then present their answers to the rest of the group:]*

1. What is the correlation between prayer and boldness?
2. What does boldness look like?
3. How does boldness help with witnessing?
4. Do you think you have boldness?

Closing

[Lead the girls in a time of individual prayer. Dim the lights, turn on soft worship music, and call out the following prayer focuses, giving them a few minutes between each one.]

- Pray that God will break your heart for the people you have in your life who don't know Him.
- Pray that you'll have opportunities to talk to your unsaved friends and family about what God has done in your life and what He can do for them.
- Pray for boldness so that you can engage in conversations with your loved ones without fear.
- Pray for wisdom so that you know when to speak up, what to say, and when to remain silent.
- Pray that the hearts of your unsaved friends and family will be softened and that they will receive what you say. ■

Session Five

Your Testimony

Conversation Starter

Name a few of your favorite television commercials. What is it about the commercial that you like?

Objective: To give the girls time to develop their testimony so they are more prepared to share their faith with their friends and family.

Planning and Prepping

Just as advertisers spend time planning out the way they present their message to their consumers, so should we when it comes to the message of Jesus we share with those around us. And being prepared will help you overcome the sense of fear you might have at the thought of bringing up the topic of Jesus into conversation. First Peter 3:15 says "if someone asks about your Christian hope, always be ready to explain it" (NLT). A good place to start is by thinking about your testimony...your story...the events God has brought you through to get you to where you are right now.

Everyone has a testimony. Just because you've been a Christian your entire life and have never really had a lot of the struggles you'd normally associate with great testimonies, that doesn't mean you don't have one. That's a testimony in itself! Think of how many people you could impact with your story by sharing with them about how God changed your life and gave you the strength to say no to temptation and how you had a passion to be more like Christ every day. Your testimony doesn't even just have to be about when you asked Jesus into your life. You can have lots of testimonies — the time God healed you from an illness, the time your friend you'd been praying for found salvation, and the time God protected your family and your house during a tornado — these are all examples of testimonies you can share with your friends.

Testimonies are meant to be shared. The dictionary.com definition of *testimony* is "open declaration or profession." So don't just sit there and be silent during a conversation that God is orchestrating to give you an opportunity to share about Him. Speak up! Openly declare! Profess His goodness! The writer in the Book of Psalms was declaring when he wrote, "I will proclaim your name to my brothers and sisters. I will praise you among your assembled people. Praise the Lord, all you who fear him! Honor him, all you descendants of Jacob! Show him reverence, all you descendants of Israel!" (Psalm 22:22,23, NLT).

Stop and Talk

When preparing your testimony, use words that people who haven't grown up in church understand. List off a few "Christianese" words or phrases that people outside the church might not understand (ex: hedge of protection, born again, anointing, etc. [Write their responses on a whiteboard or large sheet of paper. Discuss the list and come up with alternative ways of explaining those words.]

[Instruct the girls to refer to their My Testimony pages found in the Appendix as they will be writing out their testimony for this next activity.] ■





Table of Contents

Session One Notes	18
Coin Bracelet Instructions	
Session Two Notes	20
Session Three Notes	22
Evangelism Brainstorming Photos	
Session Four Notes	33
My Testimony	35
Prayer Partner Cards	38
Prayer Request Cards	
Goals & Guidelines	40
Goals	
Choose a Side	42
Games	43
Closing Activity	45
Promotional Material	46
Questionnaire	52

there is joy in the presence
of God's angels when even one
sinner repents



Session One

Notes

Lost & Found

"Suppose a woman has ten silver coins and loses one. Won't she light a lamp and sweep the entire house and search carefully until she finds it? And when she finds it, she will call in her friends and neighbors and say, 'Rejoice with me because I have found my lost coin.' In the same way, there is joy in the presence of God's angels when even one sinner repents" (Luke 15:8-10, NLT).

NOTES: _____

1. The woman _____ that it was just _____.

NOTES: _____

2. The woman _____ forth _____.

NOTES: _____

3. The woman _____ with _____.

NOTES: _____

Lost & Found Coin Bracelet



Measure and cut between 30-35" (depending on wrist size) of bracelet material, like Deerskin Lace. String one end through the loop of a lobster clasp, trimming the material into a point if needed.



String a silver round plate onto the bracelet. This is where you will attach a coin at the end.



Tie the end of the bracelet into a knot at the base of the lobster clasp, folding the bracelet in half.



Begin stringing beads, charms, additional round plates, etc., onto the bracelet. Make it unique and customized!



Your bracelet will look a little something like this as you finish stringing all of the embellishments on.



Wrap the bracelet around your wrist twice, and fasten it by hooking the lobster clasp to the looped end of the bracelet.



Your bracelet is almost done! Reposition the beads and other embellishments so the bracelet looks the way you intended it to.



Using a glue gun/super glue, attach a coin of your choice to the silver round plate. Let it serve as a reminder of all you learned at this retreat!

Materials:

- Bracelet material (ex: deerskin lace)
- Lobster clasps
- Round plate charm
- Beads, charms, & other embellishments
- Coins

Just a note:

This is the low-budget, easy-to-make version. Feel free to add various kinds of beads, charms, and even coins with holes drilled into them to string onto the bracelet. You could also use an additional lobster clasp and clip both clasps together to fasten the bracelet. Gather bracelet materials that fit your budget and have fun!



Session Two

Notes

What's at Stake?

We will _____ spend _____ — either in heaven or in hell.

"I tell you the truth, those who listen to my message and believe in God who sent me have eternal life. They will never be condemned for their sins, but they have already passed from death into life. And I assure you that the time is coming, indeed it's here now, when the dead will hear my voice — the voice of the Son of God. And those who listen will live. The Father has life in himself, and he has granted that same life-giving power to his Son. And he has given him authority to judge everyone because he is the Son of Man. Don't be so surprised! Indeed, the time is coming when all the dead in their graves will hear the voice of God's Son, and they will rise again. Those who have done good will rise to experience eternal life, and those who have continued in evil will rise to experience judgment" (John 5:24-29, NLT).

Hell

_____ was never _____ for _____.

"Then the King will turn to those on the left and say, 'Away with you, you cursed ones, into the eternal fire prepared for the devil and his demons'" (Matthew 25:41, NLT).

On Judgment Day, God will _____ the _____ from the _____.

"But when the Son of Man comes in his glory, and all the angels with him, then he will sit upon his glorious throne. All the nations will be gathered in his presence, and he will separate the people as a shepherd separates the sheep from the goats. He will place the sheep at his right hand and the goats at his left" (Matthew 25:31-33, NLT).

There will be _____ of _____ in hell.

"And the Lord replied, 'A faithful, sensible servant is one to whom the master can give the responsibility of managing his other household servants and feeding them. If the master returns and finds that the servant has done a good job, there will be a reward. I tell you the truth, the master will put that servant in charge of all he owns. But what if the servant thinks, "My master won't be back for a while," and he begins beating the other servants, partying, and getting drunk? The master will return unannounced and unexpected, and he will cut the servant in pieces and banish him with the unfaithful. And a servant who knows what the master wants, but isn't prepared and doesn't carry out those instructions, will be severely punished. But someone who does not know, and then does something wrong, will be punished only lightly. When someone has been given much, much will be required in return; and when someone has been entrusted with much, even more will be required'" (Luke 12:42-48, NLT).

Hell is described as a _____ of _____.

"That is the way it will be at the end of the world. The angels will come and separate the wicked people from the righteous, throwing the wicked into the fiery furnace, where there will be weeping and gnashing of teeth" (Matthew 13:49,50, NLT).

Hell is described as a _____ of _____.

"But many Israelites — those for whom the Kingdom was prepared — will be thrown into outer darkness, where there will be weeping and gnashing of teeth" (Matthew 8:12, NLT).

The _____ in _____ is _____.

"Then the King will turn to those on the left and say, 'Away with you, you cursed ones, into the eternal fire prepared for the devil and his demons'" (Matthew 25:41, NLT).

- continued -

There will be _____ who _____ they're _____ to heaven but will be _____ into _____.

"Not everyone who calls out to me, 'Lord! Lord!' will enter the Kingdom of Heaven. Only those who actually do the will of my Father in heaven will enter. On judgment day many will say to me, 'Lord! Lord! We prophesied in your name and cast out demons in your name and performed many miracles in your name.' But I will reply, 'I never knew you. Get away from me, you who break God's laws'" (Matthew 7:21-23, NLT).

Heaven

There will be _____ more _____ or _____.

"He will wipe every tear from their eyes, and there will be no more death or sorrow or crying or pain. All these things are gone forever" (Revelation 21:4, NLT).

We will _____ or _____.

"They will never again be hungry or thirsty; they will never be scorched by the heat of the sun. For the Lamb on the throne will be their Shepherd. He will lead them to springs of life-giving water. And God will wipe every tear from their eyes" (Revelation 7:16,17, NLT).

Heaven will be _____.

"The wall was made of jasper, and the city was pure gold, as clear as glass. The wall of the city was built on foundation stones inlaid with twelve precious stones: the first was jasper, the second sapphire, the third agate, the fourth emerald, the fifth onyx, the sixth carnelian, the seventh chrysolite, the eighth beryl, the ninth topaz, the tenth chrysoprase, the eleventh jacinth, the twelfth amethyst. The twelve gates were made of pearls — each gate from a single pearl! And the main street was pure gold, as clear as glass. I saw no temple in the city, for the Lord God Almighty and the Lamb are its temple. And the city has no need of sun or moon, for the glory of God illuminates the city, and the Lamb is its light" (Revelation 21:18-23, NLT).

We will _____ the _____ in _____.

"After this I saw a vast crowd, too great to count, from every nation and tribe and people and language, standing in front of the throne and before the Lamb. They were clothed in white robes and held palm branches in their hands. And they were shouting with a great roar, 'Salvation comes from our God who sits on the throne and from the Lamb!' And all the angels were standing around the throne and around the elders and the four living beings. And they fell before the throne with their faces to the ground and worshiped God. They sang, 'Amen! Blessing and glory and wisdom and thanksgiving and honor and power and strength belong to our God forever and ever! Amen'" (Revelation 7:9-12, NLT).

We will _____ with _____ in _____.

"To all who are victorious, who obey me to the very end, To them I will give authority over all the nations" (Revelation 2:26, NLT).

We will _____ in _____.

"No longer will there be a curse upon anything. For the throne of God and of the Lamb will be there, and his servants will worship him" (Revelation 22:3, NLT).

We will _____ God _____ to _____.

"Those who are victorious will sit with me on my throne, just as I was victorious and sat with my Father on his throne" (Revelation 3:21, NLT).

What we must remember when talking about heaven and hell, is exactly what we see written in 1 Corinthians 2:9 — "No eye has seen, no ear has heard, and no mind has imagined what God has prepared for those who love him" (NLT). If you still find yourself struggling with questions without answers, it's okay. Our minds are not large enough to grasp the reality of what He has in store for us. Just remember that the Lord is creating an amazing place for you in heaven and that our goal in the meantime is to tell as many people about it as possible so that they might find salvation too. ■



Session Three

Notes

Evangelism

What is Evangelism?

Evangelism is _____ the _____ of Jesus Christ to _____ around _____.

Why is Evangelism Important?

- _____ and _____ are what's _____.
- _____ is a _____.

1. _____ people.

"So now I am giving you a new commandment: Love each other. Just as I have loved you, you should love each other. Your love for one another will prove to the world that you are my disciples" (John 13:34,35, NLT).

"Love is patient and kind. Love is not jealous or boastful or proud or rude. It does not demand its own way. It is not irritable, and it keeps no record of being wronged. It does not rejoice about injustice but rejoices whenever the truth wins out. Love never gives up, never loses faith, is always hopeful, and endures through every circumstance" (1 Corinthians 13:4-7, NLT).

Think of the unsaved people you have in your life. As you read the different ways love demonstrates itself, write the name of a person next to the way you can better love them.

Who can I love by being patient with them? _____

Who can I love by being kind to them? _____

Who can I love by not being jealous of them? _____

Who can I love by not being boastful around them? _____

Who can I love by not being proud around them? _____

Who can I love by not being rude to them? _____

Who can I love by not being demanding to them? _____

Who can I love by not being irritable around them? _____

Who can I love by not holding grudges against them? _____

Who can I love by being sad with them? _____

Who can I love by celebrating happy times with them? _____

- continued -

2. Be an _____ of _____.

"So be careful how you live. Don't live like fools, but like those who are wise. Make the most of every opportunity in these evil days. Don't act thoughtlessly, but understand what the Lord wants you to do. Don't be drunk with wine, because that will ruin your life. Instead, be filled with the Holy Spirit, singing psalms and hymns and spiritual songs among yourselves, and making music to the Lord in your hearts. And give thanks for everything to God the Father in the name of our Lord Jesus Christ" (Ephesians 5:15-20, NLT).

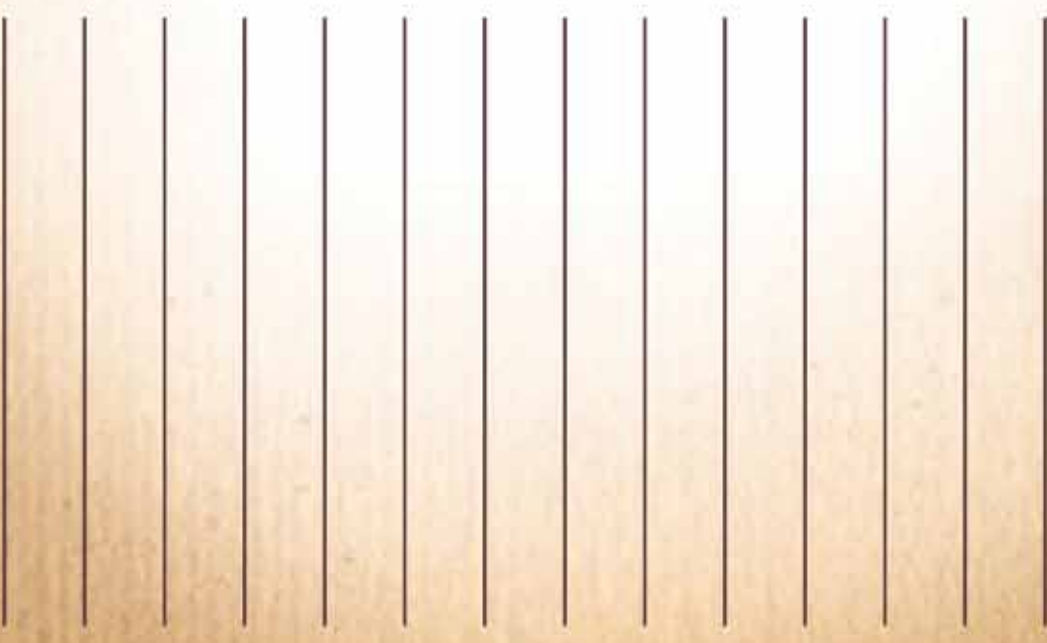
Re-read this passage and make a list of the behaviors, in your own words, that we should exhibit as followers of Christ.

3. _____ an _____.

"Andrew, Simon Peter's brother, was one of these men who heard what John said and then followed Jesus. Andrew went to find his brother, Simon, and told him, 'We have found the Messiah' (which means "Christ"). Then Andrew brought Simon to meet Jesus. Looking intently at Simon, Jesus said, 'Your name is Simon, son of John — but you will be called Cephas (which means "Peter"),'" (John 1:40-42, NLT). ■


This image shows a single sheet of white paper with horizontal blue or grey ruling lines. The lines are evenly spaced and run across the width of the page. There are approximately 20 lines visible. The paper has a slightly textured appearance and is set against a dark background.





How can I
witness to
strangers?

strangers



This image shows a single sheet of white paper with horizontal blue or grey ruling lines. The lines are evenly spaced and run across the width of the page. There are approximately 20 lines visible. The paper has a slightly textured appearance and is set against a dark background.



This image shows a single sheet of white paper with horizontal blue or grey ruling lines. The lines are evenly spaced and run across the width of the page. There are approximately 20 lines visible. The paper has a slightly textured appearance and is set against a dark background.



This image shows a single sheet of white paper with horizontal blue or grey ruling lines. The lines are evenly spaced and run across the width of the page. There are approximately 20 lines visible. The paper has a slightly textured appearance and is set against a dark background.



This image shows a single sheet of white paper with horizontal blue or grey ruling lines. The lines are evenly spaced and run across the width of the page. There are approximately 20 lines visible. The paper has a slightly textured appearance and some minor discoloration or shadows, particularly towards the edges.



This image shows a single sheet of white paper with horizontal blue or grey ruling lines. The lines are evenly spaced and run across the width of the page. There are approximately 20 lines visible. The paper has a slightly textured appearance and is set against a dark background.





Session Four

Notes

Overcoming Fear

1. Fear of _____ what to say.

"'O Sovereign Lord,' I said, 'I can't speak for you! I'm too young!' The Lord replied, 'Don't say, "I'm too young," for you must go wherever I send you and say whatever I tell you. And don't be afraid of the people, for I will be with you and will protect you. I, the Lord, have spoken!' Then the Lord reached out and touched my mouth and said, 'Look, I have put my words in your mouth!'" (Jeremiah 1:6-9, NLT).

NOTES: _____

2. Fear of _____ the _____ to _____.

"Work hard so you can present yourself to God and receive his approval. Be a good worker, one who does not need to be ashamed and who correctly explains the word of truth" (2 Timothy 2:15, NLT).

NOTES: _____

3. Fear of what the _____ will _____ of _____.

"Obviously, I'm not trying to win the approval of people, but of God. If pleasing people were my goal, I would not be Christ's servant" (Galatians 1:10, NLT).

NOTES: _____

4. Fear of _____.

"All Scripture is inspired by God and is useful to teach us what is true and to make us realize what is wrong in our lives. It corrects us when we are wrong and teaches us to do what is right. God uses it to prepare and equip his people to do every good work" (2 Timothy 3:16,17, NLT).

NOTES: _____

The biggest thing we can do to _____ is to _____ for _____.

"But you will receive power when the Holy Spirit comes upon you. And you will be my witnesses, telling people about me everywhere — in Jerusalem, throughout Judea, in Samaria, and to the ends of the earth" (Acts 1:8, NLT).

- continued -

Your Scripture passage: _____

What is the correlation between prayer and boldness?

What does boldness look like?

How does boldness help with witnessing?

Do you think you have boldness?





My Testimony

When advertisers work to create ad campaigns for different products and services, they ask some key questions as a part of their planning. Questions like:

- Will the way we're presenting the message make people want to buy in?
- Will the message be remembered as time goes by?
- Is the point we're trying to make coming across?
- Do people see themselves as needing what we're offering?

As you think about your testimony and about how you might write it and share it eventually, think about these questions. Prepare your message with the same amount of planning that advertisers use when they plan their ad campaigns.

Not sure how to go about writing your testimony? Here are a few questions to guide you.

If you accepted Jesus when you were older...

- What was your life like before accepting Jesus?
- What was going on in your life that made you realize you needed Jesus?
- How did your life change as a result of accepting Jesus?

If you accepted Jesus at a young age...


- How has your relationship with the Lord grown over the years?
- How has the Lord helped you overcome temptation?
- Share about a specific time the Lord did something huge in your life.

And remember ... no speaking "Christianese" as you write your testimony! ■

there is joy in the presence
of God's angels when even one
sinner repents

My Testimony

This image shows a single sheet of white paper with horizontal blue or grey ruling lines, typical of notebook paper. The lines are evenly spaced and run across the width of the page. There is no handwriting or other markings on the paper.





Prayer Partners

Duplicate this sheet so that each girl gets a card. Divide the girls into prayer partners, writing both of their names on a card. Give each girl a card with their prayer partner assignment so that they can pair off and pray with each other as directed during the event and so that they can continue to pray for them after.





Prayer Requests

Duplicate this sheet so that each girl gets a card when she arrives at the retreat. Allow them time to write down a prayer request that they would like to be prayed over several times throughout your time together. Requests can be submitted anonymously.



Goals & Guidelines

Be Honest. It is extremely important that you are honest in everything you say and do. If a comment is shared in honesty, it must be received and not shot down because it makes you feel uncomfortable.

Participate. You must verbally and physically participate in dialogue and activity times even if you are uncomfortable participating. Your willingness to do and say things that you would not normally do or say will open up others to trusting you. There are no right or wrong answers.

Get Outside the Box. You must be willing to get outside the box for the rest of the retreat and stretch the limits of your comfort zone. Lead by example.

Be Respectful. Remember that we all respond and listen in different ways based on our upbringing. Do not be disrespectful in any way throughout our time together. If we are to communicate, we must be willing to hear and listen to what others are saying and value their statements as a gift.

No Cell Phones. It's important to focus during this retreat. Leave the texting and talking behind. It will still be there for you at the end of our time together.

Respond Appropriately. If statements are shared with emotion, an appropriate response to emotion is to put a hand on that person's back.

Keep the Trust. Whatever is shared from the heart here remains here. Information is not power and should not be treated as such. In our work to unite, a natural part of this weekend will be a connection made with others who are here, which is based on trust. Trust is built through information and should not be broken when one person views information as power and begins to gossip.

This retreat can be exactly what you want it to be. The main goal for this retreat is twofold. The first goal is to grow deeper in your relationship with God. The second goal is to grow deeper in your relationships with others. No matter how awesome your relationship is with the Lord, there's always more. No matter how many incredible and deep friendships you have, there are always new friends to make and new depths for your relationships.

We're going to take an honest look at where we are, challenge ourselves to go deeper, and begin to set some goals for ourselves to maintain growth.

It's our prayer that we all take a step deeper in our relationship with the Lord and in our relationships with each other.



Goals

Spend a few minutes on each question, answering them thoughtfully and prayerfully as you begin to set goals for yourself. Feel free to use the back of the page if you need more room.

1. What do you hope to get out of this retreat?
2. What do you hope to learn more about as it pertains to evangelism?
3. When it comes to evangelism, what are your weaknesses? What are your strengths?
4. Whom has God laid on your heart to witness to?
5. What do you plan on doing to make sure you get as much out of this retreat as you can?



Choose a Side

This activity will allow your girls to reflect on what they believe through a series of “agree” or “disagree” questions. It will be a visual way for girls to see where their peers stand and will allow you to engage your girls in conversation as you give them a chance to explain their answers. Here are a few suggested questions. Feel free to create your own!

Instructions: Choose a long wall. On the left side, post a sign that says “Agree.” In the middle of the wall, post a sign that says, “Undecided.” And on the right side of the wall, post a sign that says, “Disagree” to create a sliding scale. As you read each question, give the girls a chance to stand somewhere along the scale you created on the wall that best represents how they feel about the statement. After the girls have found their places, ask a few of them to share why they “voted” the way they did. Use as many or as few questions as you have time for.

When given an opportunity to invite someone to church, I jump at the chance. Agree or disagree?

When someone is hurting, I offer to pray with them right then and there. Agree or disagree?

I think I walk the talk. Agree or disagree?

Sharing my faith is really easy for me. Agree or disagree?

It's easier to share my faith with my unsaved friends rather than my unsaved family members. Agree or disagree?

We're all called to be evangelists. Agree or disagree?

Christians should only be friends with other Christians. Agree or disagree?

It's easy for me to resist peer pressure because I know what pleases God. Agree or disagree?

My testimony, my story, can be used to tell people about Jesus. Agree or disagree?

Handing out tracts door-to-door is the best way to evangelize. Agree or disagree?

I need more boldness for witnessing. Agree or disagree?

Point it Out

Here's a great group game you can play once the girls get their jammies on and are ready for some fun fellowship before lights out.

1. Divide the girls into two groups.
 2. Have them choose one person to be team captain and one person to be the recorder.
 3. Duplicate the sheet below and give one to each team captain and each recorder.
 4. Explain to the group that the answers to the questions they will be reading are worth point values, and the team with the highest points at the end wins.
-

Point it Out

1. Add the total points for each person's birthday if January is one point, February is two points, etc.
2. Give one point for each different school that is represented in your group.
3. Give one point for blonde hair, two points for brunettes, three points for black hair, four points for red hair, and five points for gray hair.
4. Give one point for every button on the shirts in your group.
5. Give one point for each sibling the group members have.
6. Give three points for girls ages 10-12, two points for girls ages 13-15, and one point for girls ages 16 and up.
7. Give two points for girls with braces and one point for girls with retainers.
8. Give one point for girls in sports, two points for girls in choir, and three points for girls in band. If girls are involved in two or more of these activities, give them four points instead of points for individual activities.
9. Give one point for each pet owned in your group.
10. Give one point for girls wearing pants, two points for girls wearing shorts, three points for girls wearing capris, and four points for girls wearing skirts.

Line of Lyrics

1. Divide the girls into teams of 3-4.
2. Duplicate the sheet below and give one to each group.
3. The object of the game is to think of a phrase of music lyrics that has the words listed below in them.
Songs can be from any genre of music.
4. The first group to complete all 12 wins!

Ex: Losing: Give me grace to forgive them cause I feel like the one losin' — Tenth Avenue North

— — — — —

Line of Lyrics

1. Mercy: _____
2. Night: _____
3. Fire: _____
4. Lost: _____
5. Never: _____
6. Together: _____
7. Time: _____
8. Heart: _____
9. Break: _____
10. Forgive: _____
11. Holy: _____
12. Wait: _____

****BONUS****

Tree: _____



Closing Activity



Like the coin was valuable to the woman in Jesus' parable from the first session, people are valuable to the Lord. And even when coins become dirty, dingy, and aged, they can be cleaned and made to be like new when in the hands of the right person *[pour vinegar and salt into the vase while the girls watch and then dump the pennies into the solution].*

Our friends and family who don't know Jesus are like dirty, dingy coins. They've lost their sparkle — they are living their lives without knowing the true joy and sense of purpose that a life with Christ offers.

Throughout this retreat we've spent some time focusing on the topic of evangelism and on the importance of sharing Jesus with those who don't know the Lord. Hopefully after the time we've had together you understand what evangelism is and you understand your fears better and how to overcome them. Hopefully you feel more prepared to share your testimony of how Jesus has changed your life when you're faced with a God-given opportunity to tell someone. And hopefully you have a better understanding of the glory of heaven and the condemnation of hell and that it has given you a burden to reach the people in your life who don't know the Lord.

Romans 1:16 says, "I am not ashamed of this Good News about Christ. It is the power of God at work, saving everyone who believes" (NLT). Memorize this Scripture verse and let it challenge and inspire you to be a light to those around you! Your witness to a lost loved one might be what allows them to go from being a lost and dingy coin to a being a beautiful treasure.

[Take out the pennies, rinse them in warm water, and dry them off. Allow the girls to see how nice they look now. Give each girl a cleaned penny to serve as a reminder of everything they learned at this retreat.]

Promotional Materials

Don't want to hand-write all of the promotional materials? They've all been set up as a form! Complete the text fields by opening the PDF in Adobe Acrobat and entering the information into the appropriate boxes.



Double-sided invitations

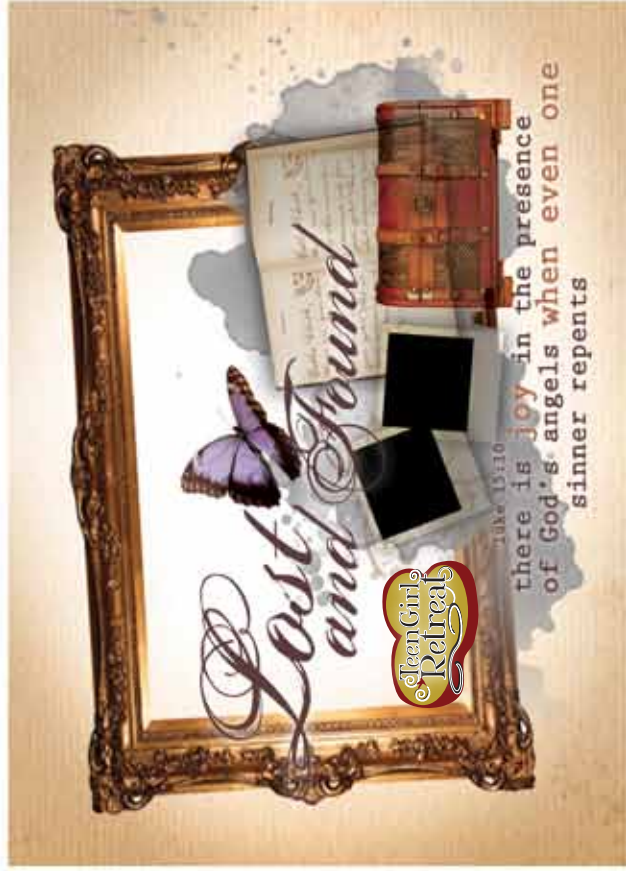

Half-page advertising flyers



Full-page advertising poster

Full-page advertising poster





You're Invited

to: _____

when: _____

where: _____

Lost and Found

Teen Girls Retreat

You're Invited

to: _____

when: _____

where: _____

Lost and Found

Teen Girls Retreat

You're Invited

to: _____

when: _____

where: _____

Lost and Found

Teen Girls Retreat

You're Invited

to: _____

when: _____

where: _____

Lost and Found

Teen Girls Retreat



Isaiah 15:10
there is **joy** in the presence
of God's angels **when even one**
sinner repents

You're Invited

to: _____

when: _____

where: _____







You're Invited

to: _____

when: _____

where: _____



You're Invited

to: _____

when: _____

where: _____



Teen Girl Ministries

Free Downloadable Resources



teen girl retreat

You're Invited

to: _____

when: _____

where: _____



A promotional banner for Teen Girl Ministries. It features a smiling girl with long brown hair. Overlaid on the image are several text elements: 'teen girl magazine peristeria', 'Ask Away!', 'what does your profile picture say about you?', 'what makes you a Christian?', 'honor your father & mother - 2 page quiz!', 'Check it out! Quarterly downloadable magazine for teen girls!', and 'download your copy at tgm.ag.org/peristeria'. There is also a QR code in the bottom right corner.

Questionnaire

Thank you for downloading the Lost & Found themed Teen Girl Retreat packet. Please take a moment and give us a little feedback! Your thoughts and opinions are greatly appreciated as we continue to develop resources to help you minister to the girls you lead.

1. What did you think of the theme?

2. How many days was your event? _____

3. Did you use the pre-written sessions or develop your own?

4. Did you use the activity suggestions?

5. Did you use the promotional materials provided for the theme?

6. What was your favorite part of the packet?

7. Did you feel like anything was missing from the packet?

Please email your questionnaire to tgm@ag.org, fax it (417.862.0503), or snail mail it to National Girls Ministries, 1445 N. Boonville Ave. Springfield, MO 65802.

Thank you!