



Stars Sponsor Guide

Additional Units Packet 1



This packet contains three units (Growing, Holy Communion, Water Baptism) with a tab, a Units-at-a-Glance, Activity Pages, and new resources. Place all the pages of this packet after the last page of the units in your *Sponsor Guide*.

May God bless you in your ministry.

Gospel Publishing House and the
national Girls Ministries Department.

02-1316



Stars

Additional Units-at-a-Glance

Growing—Connected to the Son

Memory Verse

"I am the vine; you are the branches. If a man remains in me and I in him, he will bear much fruit; apart from me you can do nothing" (John 15:5, NIV).

"I am the vine, ye are the branches: He that abideth in me, and I in him, the same bringeth forth much fruit: for without me ye can do nothing" (John 15:5, KJV).

Central Truth

Jesus provides everything I need to grow.

Clubroom Discoveries

- Lesson 1: Why are plants so important?
- Lesson 2: What do plants need to grow?
- Lesson 3: What did Jesus say about plants?
- Lesson 4: How do I keep my heart a garden for God?

Holy Communion—Remember Me

Memory Verse

"Whenever you eat this bread and drink this cup, you proclaim the Lord's death until he comes" (1 Corinthians 11:26, NIV).

"For as often as ye eat this bread, and drink this cup, ye do show the Lord's death till he come" (1 Corinthians 11:26, KJV).

Central Truth

I remember Jesus' sacrifice and look for His

soon return when I participate in Communion.

Clubroom Discoveries

- Lesson 1: What is a parable?
- Lesson 2: What is the Parable of the Prodigal Son?
- Lesson 3: What is the Parable of the Great Feast?
- Lesson 4: What is Jesus' example of Communion?

Water Baptism—I Choose to Be Like Christ

Memory Verse

"Go and make disciples of all nations, baptizing them in the name of the Father and of the Son and of the Holy Spirit" (Matthew 28:19, NIV).

"Go ye therefore, and teach all nations, baptizing them in the name of the Father, and of the Son, and of the Holy Ghost" (Matthew 28:19, KJV).

Central Truth

Jesus commands us to be baptized.

Clubroom Discoveries

- Lesson 1: Why does the Church baptize in water?
- Lesson 2: What does water baptism mean?
- Lesson 3: Who should be baptized?
- Lesson 4: How should we baptize?



Review (NIV)—Stars Additional Units



Growing

Memory Verse

"I am the _____; you are the _____. If a man _____ in _____ and I in _____, he will _____ much _____; _____ from me you can do _____"
(_____ 15:5, NIV).

10 points each blank



Holy Communion

Memory Verse

"_____ you _____ this _____ and _____ this _____, you
_____ the _____ _____ until he _____" (1 Corinthians _____,
NIV).

10 points each blank



Water Baptism

Memory Verse

"_____ and make _____ of all _____, _____ them in the _____
of the _____ and of the _____ and of the _____" (_____
28:19, NIV).

10 points each blank



Review (KJV)—Stars Additional Units

.....

Growing

Memory Verse

"I am the _____, ye are the _____: He that _____ in _____, and I in _____, the same _____ forth much _____: for _____ me ye can do _____" (_____ 15:5, KJV).

10 points each blank

.....

Holy Communion

Memory Verse

"For as _____ as ye _____ this _____, and _____ this _____, ye do _____ the _____ till he _____" (1 Corinthians _____, KJV).

10 points each blank

.....

Water Baptism

Memory Verse

"_____ ye therefore, and _____ all _____, _____ them in the _____ of the _____, and of the _____, and of the _____" (_____ 28:19, KJV).

10 points each blank



Review Key (NIV)—Stars Additional Units

Growing

Memory Verse

"I am the vine; you are the branches. If a man remains in me and I in him, he will bear much fruit; apart from me you can do nothing" (John 15:5, NIV).

10 points each blank

Holy Communion

Memory Verse

"Whenever you eat this bread and drink this cup, you proclaim the Lord's death until he comes" (1 Corinthians 11:26, NIV).

10 points each blank

Water Baptism

Memory Verse

"Go and make disciples of all nations, baptizing them in the name of the Father and of the Son and of the Holy Spirit" (Matthew 28:19, NIV).

10 points each blank



Review Key (KJV)—Stars Additional Units

Growing

Memory Verse

"I am the vine, ye are the branches: He that abideth in me, and I in him, the same bringeth forth much fruit: for without me ye can do nothing" (John 15:5, KJV).

10 points each blank

Holy Communion

Memory Verse

"For as often as ye eat this bread, and drink this cup, ye do show the Lord's death till he come" (1 Corinthians 11:26, KJV).

10 points each blank

Water Baptism

Memory Verse

"Go ye therefore, and teach all nations, baptizing them in the name of the Father, and of the Son, and of the Holy Ghost" (Matthew 28:19, KJV).

10 points each blank



Growing

Connected to the Son



Notes to the Sponsor

"Growing" is a "hands-on" unit best presented in late spring or early summer. This will enable the girls to enjoy some outdoor adventures in gardening. Also, flowers, insects, and fresh fruits and vegetables will be available to enrich the unit. The suggested crafts, activities, and snacks will tie in to the lessons and make this unit fun.

Start collecting materials before the unit begins. Ask church members to donate old seed and garden catalogs. Second-hand bud vases can be purchased cheaply at garage sales. Box flats from potted plants can also be saved a few at a time.

See page 16 for suggested Adventures, project, and bulletin board.

Memory Verse

"I am the vine; you are the branches. If a man remains in me and I in him, he will bear much fruit; apart from me you can do nothing" (John 15:5, NIV).

"I am the vine, ye are the branches: He that abideth in me, and I in him, the same bringeth forth much fruit: for without me ye can do nothing" (John 15:5, KJV).

Central Truth

Jesus provides everything I need to grow.

Clubroom Discoveries

Lesson 1: Why are plants so important?

Lesson 2: What do plants need to grow?

Lesson 3: What did Jesus say about plants?

Lesson 4: How do I keep my heart a garden for God?

Lesson 1

Why are plants so important?



Preclub Activity
Club Distinctives
Memory Activity
Giving Time

Exploring the World

How many of you have helped your parents or grandparents work in the garden or have grown your own sunflowers or pumpkins? Did you rake the soil, or put in the seeds, or pull weeds? Maybe you've watered houseplants or transplanted them into larger pots. Whatever your experience was, it is fun to help plants to grow and produce fruit, flowers, or vegetables, or to just make our homes more attractive.

Plants have many important purposes. They are beautiful to look at and help us to relax and enjoy God's handiwork. Trees, vines, vegetables, grass, bushes, and even weeds have a purpose. Plants make the air rich in oxygen, a gas we must breathe to stay alive. They also supply food for people and animals and medicines to help us get well. Animals find shelter in trees, bushes, and in the grasses. Some types of cloth, such as cotton and linen, are made from plants. Most furniture and many homes are made from the wood of trees, such as pine, maple, and oak.


Plants and gardens are mentioned many times in the Bible. The prophetess Deborah held court under the palm trees (Judges 4:4,5); Solomon's temple was built from the great cedars of Lebanon (1 Kings 7:2,3); and Jesus suffered in the Garden of Gethsemane (Mark 14:32; John 18:1).

Let's go back to the very beginning of creation as described in the Bible. Let's read Genesis 1:11-13. Right after God separated the waters and created dry land, He spoke into being the grasses, trees, and herbs. He saw that they were good. God placed Adam and Eve in charge of the very first garden, which He called Eden. This perfect and beautiful place gave Adam and Eve much enjoyment. (Read Genesis 2:15-17.) God gave all of this to them, placing only one restriction on them—not to eat of the tree of the knowledge of good and evil. The devil tricked Eve; he told her that she would be like God if she ate the fruit from that tree. When she ate some and then offered it to Adam, he also ate it. Because they disobeyed God, sin entered the beautiful garden. One of the consequences was that now mankind had to work hard to plow the ground and pull weeds to produce crops. They were also put out of the Garden of Eden.

In this unit, we will continue to learn more about God's gift of plants and gardens. By learning about them, we will see how our

Suggestions for

Preclub Activity

 Growing Take-Home Page
(Give the girls markers to complete the Take-Home Page. Look through seed/nursery catalogs for coloring ideas.)

Memory Activity

 Picture This
 Hopscotch

Supplies for

Exploring the World
Bible



hearts are like gardens and how we can choose to make them a beautiful place for Jesus to live.

Discussion Activity


1. How would you like to live in the Garden of Eden? Even though sin brought punishment, what is God's plan of salvation so we can be with Him eternally in Heaven? *(Answers will vary. Jesus died for our sins. If we repent and confess our sins, God will forgive us so we can live with Him in Heaven.)*
2. Have you been tempted to disobey God? What were the consequences? *(Answers will vary.)*
3. What are your favorite flowers or plants? What do you like about them? *(Answers will vary.)*

Prayer

Crafts, Activities, Games, and Snacks

Closing Activity

Let the girls continue to work on planting their seeds (craft) and looking through the seed/nursery catalogs from the Preclub Activity.



Prayer

Spend time with the girls, thanking God for His beautiful gift of plants to us. Allow time for repentance if any of the girls feels she has been disobedient to God.

Suggestions for

Crafts, Activities, Games, and Snacks

✂ *Bean and Seed Mosaic

✂ *Plant Seeds
Be sure the seeds are cared for in between club meetings. By lesson 2, the seeds should have sprouted.

👁 Flower Hunt

👁 *Spice Guessing

👁 Veggies With Dip

👁 Tropical Fruit Sensation

New Crafts, Activities, Games, and Snacks are marked by an asterisk () and are found at the back of this packet.

Lesson 2

What do plants need to grow?



Preclub Activity

Club Distinctives

Memory Activity

Giving Time

Exploring the World

In the last lesson we learned about how important plants are in our lives. God created the universe with such order that plants, animals, and people are interdependent. That means that we need each other, and we especially need God.

Have you learned about the food chain in your science classes? Sunlight and soil provide what plants need. Plants provide what animals need, and both provide what humans need. Even when plants and animals die, tiny little animals called bacteria cause them to decay, which returns nutrients to the soil. Then the cycle starts over again. Every living thing on the earth is important, even insects, worms, snakes, and bats.

Plants need sunlight, good rich soil, and water to be healthy. Before planting seeds or plants, check the soil. Remove rocks and weeds. Gardeners sometimes test the soil with chemicals or pH testers to see if any nutrients need to be added, such as compost, manure, or other fertilizers.

Once the seeds are planted, they must be cared for. Keep the soil moist with water, provide sunlight, and pull any weeds. Do not water too much; it could cause the seeds or plant roots to rot. Some types of flowers like more sunlight and others prefer shade. It's a good idea to find out some information about the plant you want to grow, such as what kind of soil and light they prefer.

When plants and trees get larger, sometimes they need to be pruned. This means that damaged, weak, and unproductive branches must be cut off to make the rest of the tree stronger. Orchard growers also take off some of the blossoms or fruit from the trees so that the remaining fruit is larger and healthier, and the limbs don't break from carrying too much fruit.

Keeping a plant healthy may require even more care. Insects or diseases often attack plants and weaken or kill them. Organic growers use only natural products to protect their plants. Others use various chemicals to kill insects or prevent disease. Not all insects are harmful. Beneficial insects include the ladybug and praying mantis, which eat harmful insects and insect eggs. Honeybees and bumblebees are very helpful in the garden and orchard. They spread pollen as they fly from flower to flower. This pollinates a plant and allows the fruit to develop and grow.

Suggestions for

Preclub Activity

Bring some gardening books and magazines for the girls to look through. Or, bring insect guidebooks so the girls can identify which are harmful or beneficial to plants.

Memory Activity



Hot Potato



Popcorn

Supplies for

Exploring the World

Bible



The fun part of growing plants comes with the harvest when it's time to pick the flowers, fruits, or vegetables. Then all the hard work seems worth it.

There is much more we can learn about gardening. Try to remember some of these planting and growing steps we've talked about. In a later lesson we will see how to apply them to growing in Jesus.

Discussion Activity


1. What three basic things does a plant need to be healthy?
(*Sunlight; good, rich soil; water*)
2. What do you depend on God for in your life? (*Answers will vary but could include salvation, healing, love, joy, hope.*)
3. What are your favorite fruits and vegetables? (*Answers will vary.*)

Prayer

Crafts, Activities, Games, and Snacks

Closing Activity

Let the girls check their seedlings and water them or give whatever care they might need.



Prayer

Thank God for His gift of plants to us. Have each girl ask God what she needs to grow closer to Him. Does she need to spend more time reading the Bible or worshiping Him? Will she make more time in her life to do this so she can produce a harvest?

Suggestions for

Crafts, Activities, Games, and Snacks

✂ *Ladybug Stones

✂ *Flower Arranging

🍇 Fruit Basket Mix-Up

🐞 Bug Hunt

🍷 Dirt Dessert

Popcorn and Fruit Juice

Lesson 3

What did Jesus say about plants?



Exploring the World

Preclub Activity

Club Distinctives

Memory Activity

Giving Time

Suggestions for

Preclub Activity

Bring in a box of gardening tools and supplies. Some suggestions are: a bulb planter, soil pH tester, trowels for digging, watering can, tree guards, tomato cage, scare-eye balloon. See if the girls can identify the different tools.

Memory Activity



Memory Bee



"John 15:5"

Supplies for

Exploring the World

Bible

As we mentioned in Lesson 1, there are many stories about plants and gardening in the Bible. Jesus knew that by using everyday experiences in His stories, the people that He was teaching, who were mostly farmers and fishermen, would understand the lesson better. In this lesson we will look more closely at three of the parables Jesus told in Matthew 13: sowing seeds, wheat and tares, and the mustard seed.

In the first parable (Matthew 13:1–9), we read about sowing seeds in different types of soil. When the seeds fall on the side of the field, the birds come down and eat them. When they land on rocky ground, there isn't enough good soil for the roots to grow into and the hot sun burns the seeds. When the seeds fall among the thorns, the new little plants are choked out. But when the seeds fall on good soil, they take root, grow, and produce fruit.

Jesus explains what this parable means later in the chapter. Let's read verses 18–23. How does each of these different sowings compare to us when we hear God's Word (the seed)? We will discuss this more in our next lesson.

In another parable in the same chapter (vv. 24–30), Jesus tells of a man sowing wheat seeds in his field. At night the man's enemy throws weed seeds (tares) into the new wheat field. Both the wheat and the weeds grow side by side. The farmer's workers tell him about all the weeds and ask if they should pull them out. The farmer says the good wheat plants might get pulled out too, so the workers should wait until the harvest. When the plants are full-grown and stronger, the workers harvest the weeds and the plants together. Then they separate the weeds from the wheat and burn them. Read verses 36–42. It's Jesus' explanation of what this parable means.

The final parable that Jesus shares in this chapter is about the mustard seed, which was considered "the least of all seeds" (Matthew 13:31,32). But when the man sows this tiny seed, it becomes a mighty tree for the birds to nest in. What do you suppose Jesus was trying to teach the people about the Kingdom of Heaven and the mustard seed? (*Explain that Jesus was saying that even though His kingdom [believers] will have a small beginning, it will eventually spread throughout the whole world.*)

We can read more in the New Testament about gardens, seeds, and plants. Can you name some? (*Garden of Gethsemane, the fig tree, the vine and the branches*) Have you ever tried to explain something to someone by



talking about another object? That's what parables do. They are earthly stories that have a heavenly or spiritual message.

Discussion Activity

1. Why is it easier for a seed to root in soft soil? Is the soil of your heart soft? *(Answers will vary.)*
2. Is it better to pull out weeds while the weeds and plants are small or wait until they are large? Why? *(Wait until plants are larger so you can tell which plants are weeds and which are the crop.)*
3. Have you ever seen God do something big with something small like the mustard seed? *(Answers will vary.)*

Prayer

Crafts, Activities, Games, and Snacks

Closing Activity

Let the girls practice their memory verse by listening and singing along with "John 15:5."



Prayer

Pray that the girls can begin to prepare their hearts to be good soil so that when they learn truths about Jesus, they will remember them and be able to use them.

Suggestions for

Crafts, Activities, Games, and Snacks

✂️ *Potato Prints

✂️ Sacks of Grain

🎯 Did God Create This?

🎯 African Rock Game

🍷 Haystacks

🍷 Apples With Caramel Dip

Lesson 4

How do I keep my heart a garden for God?



Preclub Activity

Club Distinctives

Memory Activity

Giving Time

Exploring the World



Suggestions for

Preclub Activity

If working on the Design-a-Garden, have the girls begin by looking through seed and garden catalogs. They can choose to make a flower, vegetable, or rock garden. Have each girl cut out samples of what she would like to put in her garden. They can plan the layout on a sheet of paper. If you choose not to do the Design-a-Garden, the girls can still glue their favorites onto the paper.

Memory Activity



Balloons



Sign Language

Supplies for

Exploring the World

Bible

In the first lesson we learned why plants are such an important part of God's creation. Then we talked about how to care for seeds and plants and what keeps them healthy. In our last lesson we learned of some of the parables Jesus told, using plants and seeds as examples to teach us spiritual lessons.

As Christians, we are a lot like plants because we need to be cared for and nourished. We want our spiritual roots to grow deeply in Christ and in His Word so that our relationship with Him is strong. Then the rough times in life will not knock us out. We reach out our hearts and hands to Him just like plants lift their leaves and branches to the sun. As much as we are like plants, we are extra precious to God because He has breathed His Spirit into us and made us His children. In Matthew 6:28-30, Jesus tells the people to consider the beautiful lilies of the field and how He takes care of them. How much more does He care for us! So how can we keep growing in Christ once we accept Him?

To answer that, let's look inside our hearts. Remember the parable about the seeds sown on different types of ground? What kind of ground is your heart? Does the seed of God's Word get to your heart and grow, or when you hear it, does Satan steal it away like the birds did? Is the "soil" of your heart stony and hard, so that when problems arise in your life, the seed of God's Word gets "burned up"? Are thorns in your heart, maybe bad thoughts, which choke out the plants? Or is your heart good ground, ready to receive the Word and produce the fruit of the Spirit? (*Read about the fruit of the Spirit in Galatians 5:22,23.*)

Once we have the seed of God's Word planted in our hearts, we must care for it like a tender plant. Do you remember how to care for plants? (*Sun, water, soil*) We can worship God and pray, allowing His "Sonshine" to pour on us. We can keep our heart gardens watered by reading the Bible every day. Forgiving others will keep our heart from getting rocky and hard. And remember to pull out those weeds. Don't let others steal the words and dreams that God has given to you. Then we can look forward to the fun part—the harvest. The harvest does not stop at your Christian growth, but continues on as you lead others to Christ. Jesus said in Luke 10:2 that the harvest is great but the workers



few. He wants every Christian to tell people about Him and about the new life He offers to everyone.

Some of the questions in this lesson may seem hard to think about, but God does not want us to ignore sin in our lives. Allow Him to make all of us better Christians. After all, God is the Master Gardener.

Discussion Activity


1. What do you think is the hardest part of gardening—digging, planting, or weeding? *(Answers will vary.)*
2. Do you ever get impatient when changes don't happen fast enough in your life? Do you think gardening takes patience? *(Answers will vary.)*
3. How can you care for the seed of God's Word in your heart? *(Worship God, pray, read Bible, forgive others)*

Prayer

Crafts, Activities, Games, and Snacks

Closing Activity

Complete Activity Page 4, including the Exploration Station. *Have the girls recite the memory verse. Fill out the bottom section of Activity Page 4 as each girl completes her badge requirements.*



Prayer

Pray for a bountiful harvest in the girls' characters. Also, pray that as they grow in Christ, they will witness to others who don't know Him.

Suggestions for

Crafts, Activities, Games, and Snacks

✂ *Design-a-Garden

✂ Paper Flowers

🌀 O-o-oh-soom

🌀 Haba Gaba


🍷 *Zucchini Bread

🍷 *Herb Tea Samples

Project Idea

Ask your pastor or church groundskeeper if the girls can design a small planting or help maintain an area for the month (weeding, watering, etc.).

Suggested Adventures for This Unit



Visit a garden shop, greenhouse, plant nursery, or vineyard.



Visit a pick-your-own fruit farm when the crop is ripe; blueberries are an easy fruit for the girls to pick.



If the girls try flower arranging, they can take their finished work to a retirement home or to a shut-in.




Visit a well-landscaped park and notice how gardens, walkways, and trees are placed.

Have a landscape designer or a master gardener come and speak to the girls.

Bulletin Board Idea

Cover the bulletin board with green paper. Cut out or draw a large, brown vine with smaller branches coming off of it. Place the brown vine across the green paper. Have the girls cut out grape clusters, all different sizes and varieties, from old seed and garden catalogs, and staple or glue them to the ends of the branches. Write the memory verse on the background paper below the title "Growing—Connected to the Son".



Growing—Connected to the Son

I am the Vine; you are the branches. If a man remains in me and I in him, he will bear much fruit; apart from me you can do nothing. (John 15:5).

Stars Holy CommUnion Remember Me



Notes to the Sponsor

The explanation of Communion set forth in this unit identifies the blood-bought sacrifice of Jesus for the salvation of believers. It also encourages the girls to remember Jesus' sacrifice and look for His soon return for those who believe in Him. An Assemblies of God brochure entitled "The Local Church" with a statement on Communion is available from Gospel Publishing House.

Consider serving Communion to your club at the end of Lesson 4. Discuss it with your pastor. He might be willing to come and serve the girls personally.

See page 26 for suggested Adventures, project, and bulletin board.

Memory Verse

"Whenever you eat this bread and drink this cup, you proclaim the Lord's death until he comes" (1 Corinthians 11:26, NIV).

"For as often as ye eat this bread, and drink this cup, ye do show the Lord's death till he come" (1 Corinthians 11:26, KJV).

Central Truth

I remember Jesus' sacrifice and look for His soon return when I participate in Communion.

Clubroom Discoveries

Lesson 1: What is a parable?


Lesson 2: What is the Parable of the Prodigal Son?

Lesson 3: What is the Parable of the Great Feast?

Lesson 4: What is Jesus' example of Communion?

Lesson 1

What is a parable?



Preclub Activity
Club Distinctives
Memory Activity
Giving Time

Exploring the World

Sometimes it is hard to get others to understand what you are trying to say. Not everyone has experienced the same things you have. Maybe your neighbor just moved from Brazil and you have always lived in the United States. You and your neighbor probably did a lot of different things growing up. For example, if you talk with your neighbor about football, you will need to explain whether you are talking about American football or soccer; otherwise, your neighbor might be thinking of something totally different from what you're trying to say.


Because God is so awesome and greater than anything we could ever understand, He had to find a way to tell us everything we needed to know about Him. He chose to use those things that are familiar to us as His creation to teach us things that are too big for us to understand. In a way it would be like your trying to teach your gerbil how to use your boom box or computer game. The gerbil could never understand your instructions. Unlike the gerbil, however, God has given us the ability to understand things. He just has to bring ideas that are too big and hard for you and me to understand down to where we can at least begin to "get them." That's what parables do; God uses something we can see and understand to explain or illustrate a spiritual/invisible principle. The truths in parables usually either show us a new spiritual truth or reinforce a truth we already know. Once we understand the truth, we must decide if we are obeying or disobeying it.

Jesus used parables when He taught. They are written in the New Testament. Have you heard the story of the Prodigal Son? (*Allow responses.*) That's a parable Jesus taught, but we find parables in the Old Testament too. Can you think of any? (*Allow responses.*) Second Samuel 12:1-4 is a story that teaches a spiritual truth. Let's read it and talk about the spiritual principle being taught. (*Read 2 Samuel 12:1-4.*) Who remembers the story of David and Bathsheba? (*Allow responses. Briefly review the story if the girls don't know it.*) Nathan used the story of the rich man and poor man to cause David to recognize his own sin against Uriah, Bathsheba's husband. The parable of the rich man taking the poor man's sheep to feed his guest made it very easy for King David to see someone had been wronged.

Sometimes just a simple statement in Scripture can lend itself to a


Suggestions for

Preclub Activity

 Words from Words

Memory Activity

 "1 Corinthians 11:26"

 Erase a Word

Supplies for

Exploring the World
Bible



parable. Luke 6:39 is an example: "Can the blind lead the blind?" Can you take this statement and make a parable? *(Allow responses. Offer the following suggestion: Two blind men were struggling together to find their way down the street. As each tried to help the other by leading the way, neither was getting anywhere. Then they both fell into the ditch and were trying to climb out of it. Neither was successful.)* What is the spiritual truth from this story? *(Allow responses. Direct the discussion to the fact that the unsaved cannot lead the unsaved to Christ because neither knows the way. Both are spiritually blind. Someone with a relationship with Christ must lead the unsaved to Him.)* A parable is simply an earthly story with a heavenly or spiritual meaning.

Now that we know what a parable is, let's consider some of Jesus' words to understand why He used parables to teach. Let's look at Matthew 13:10–17. When the disciples asked Jesus why He spoke in parables, how did He respond? *(Allow responses.)*

Jesus says that He uses parables to hide the truth from those who don't want to listen and allow the Holy Spirit to help them understand God's lesson. Jesus used parables to communicate truth to those who already believed in Him.

Parables can also give us a glimpse of what heaven is like and what future things God has planned for us that we otherwise might not be able to understand.

Discussion Activity


1. What is a parable? *(An earthly story with a heavenly or spiritual meaning)*
2. What was being taught in the parable of the rich man and the poor man in 2 Samuel? *(David sinned against Uriah by taking his wife and having him killed.)*
3. How does the truth in Nathan's story relate to your life? *(Greed is sin. We should be content with what we have and not harm others by trying to get more.)*

Prayer

Crafts, Activities, Games, and Snacks

Closing Activity

Blindfold volunteers, one at a time, and let the other girls guide them with verbal directions through the obstacle course.










Prayer

Thank You, God, for parables. Thank You for speaking to us in a way we can understand.

Suggestions for


Crafts, Activities, Games, and Snacks

-  Beaded Communication
Perhaps let the girls choose their own meanings for the colors of the beads.
-  Heart Message
-  Obstacle Course
-  Rumor
-  Shake a Snack
-  Healthy Juice

 Distribute the Take-Home Page for this unit to the Stars.

Lesson 2

What is the Parable of the Prodigal Son?



Exploring the World Luke 15:11–32

Preclub Activity
Club Distinctives
Memory Activity
Giving Time

Suggestions for

Preclub Activity

 Affirmation Basket

Memory Activity

 Sign Language

 Card Game

Supplies for

Exploring the World

Bible

Jesus taught through parables to help believers understand about spiritual things. Let's look at one parable, in a group of three, to understand why Jesus wants believers to participate in Communion. The story of the Prodigal Son comes after the Parable of the Lost Sheep and the Lost Coin. Each of these parables is about finding something that is lost and returning it to where it belongs. Have you ever lost something? (*Allow responses.*) If you're like most people, you searched and searched until you found it. When you found it, how did you feel? (*Allow responses.*) That feeling of joy and gladness causes us to celebrate. In each of these parables something is lost, searched for with great desire, and then is found. In each there is great happiness.

The story of the son who leaves home helps us to understand better what it means to be spiritually lost—away from God—and how much God wants us to return. Let's read the parable. (*Read Luke 15:11–32. Let volunteers each read a few verses.*) What did the father do when the son asked to find his own place to live? (*Allow responses.*) How did the dad show that he wanted his son to make the right decision to come home? (*See verse 20. Allow responses.*) The dad wanted his son to come home from the very beginning. In fact he really didn't want him to leave. The father must have continually watched for his son to come home because verse 20 tells us "while [the son] was still a long way off, his father saw him." The father must have watched the road coming to their house every day, hoping that his son would return. Have you ever waited for someone to come home after being away for a long time? (*Allow responses.*) Wasn't it exciting to welcome the person back?

What did the father do when he saw his son from a distance? (*Allow responses.*) That's right. He ran to him, gave him new clothes for his old rags, welcomed him home as his son, and then had a great banquet to celebrate.

Like the Prodigal Son, people are lost, living away from God. On the day we ask Jesus to forgive our sin and come into our lives, God the Father welcomes us home with rejoicing. The verse right before the Parable of the Prodigal Son tells us that the angels in heaven rejoice when a sinner repents and becomes part of God's family, called Christians.



Communion is not a feast. Jesus chose two symbols to help us remember what He did to make a way for us to come home to God. When we eat the bread and drink the juice, we remember that Jesus suffered, bled, and died for us. It is a time to remember and a time to look forward to joining our Father in heaven. Our salvation makes God very happy because He always wanted us to live with Him. What did the father in the story do? (*Allow responses.*) He threw a party. It was a moment of great celebration for everyone to welcome home the one who had left but now returned.

Listen to the words of the parable when the father sees his son (vv. 22–24), “The father said to his servants, ‘Quick! Bring the best robe and put it on him. Put a ring on his finger and sandals on his feet. Bring the fattened calf and kill it. Let’s have a feast and celebrate. For this son of mine was dead and is alive again; he was lost and is found!’ So they began to celebrate.”

When we take Communion, let’s repent of any sin as we remember our salvation through Jesus’ sacrifice. Then we will be welcomed into heaven someday with a great celebration feast.

Discussion Activity

1. How did the father react when his son returned home? (*He embraced him, gave him new clothes, and had a big feast in his honor.*)
2. How are we like the Prodigal Son? (*When we get saved, God welcomes us into His family.*)
3. Why is Communion a solemn, yet happy time? (*We remember Jesus’ sacrifice with thankfulness as we look forward to a great celebration in heaven.*)

Prayer

Crafts, Activities, Games, and Snacks

Closing Activity

Plan a special “welcome” for someone in your home, club, or church to celebrate the person’s return.



Prayer

Thank You, Jesus, for making a way for us to come back home to God. We will be happy for our salvation as we remember through Communion Jesus’ sacrifice for us.

Suggestions for

Crafts, Activities, Games, and Snacks

✂ Salvation Bracelets

✂ Wordless Book

📺 In the News


📺 Foreign Market

🐶 Puppy Chow (call it “Pig Chow”)

🍷 Dirt Dessert

Lesson 3

What is the Parable of the Great Feast?



Exploring the World Matthew 22:1-14

Preclub Activity

Club Distinctives

Memory Activity

Giving Time

Suggestions for

Preclub Activity



Memory Activity



Supplies for

Exploring the World

Bible

It's five thirty and no one is here. The party was scheduled to begin at five o'clock. The invitations were sent three weeks ago. The list was checked twice so as not to miss anyone. Every effort was made to make sure those invited would come. Yet, no one came. What a sad, lonely day that would be. What would you do? *(Allow responses.)*

In Matthew 22:1-14 Jesus tells a parable about a king who prepared a wedding celebration for his son. He sent servants out to invite the guests, but no one came. He sent out more servants to invite them again. Still, they did not come. He had prepared the food. The decorations were finished. The tables were set. Yet, no one who had been invited showed up. What was he to do?

We learned in lesson 1 that a parable is an earthly story with heavenly or spiritual meaning. So, in a parable, the elements of the story can represent something else besides what they are. In this Parable of the Great Feast, can you guess who the king preparing a wedding banquet for his son might be? *(Allow responses. Direct them to the correct response if necessary.)* If God is the king, then who is the son? *(Allow responses.)* That's right—Jesus is the son in this parable. Who are the invited guests? *(Allow responses. Lead them to name God's chosen people, the Israelites.)*

The idea that those who make Jesus Lord of their lives make up the bride, and Jesus is the bridegroom in this parable is very obvious. It comes from the Old Testament. *(Read Isaiah 62:5 and Hosea 2:19,20.)* Since Adam and Eve's sin in the beginning caused the fall of mankind from God's presence, God has longed for the day when the Church (those who have been saved) will be reunited with Him in a total personal relationship. The wedding feast in this case demonstrates that private relationship. Let's make some observations about the feast.

- The host must be quite rich. Twice he invited a lot of people who did not come. Then his servants went out and invited "all the people they could find" (v. 10).
- The host could invite anyone he wanted to come.
- The food for the feast was ready and the table was set.
- Some people rejected the invitation to come to the feast, others gladly accepted the invitation and came.

Think in terms of a parable—an earthly story with a heavenly or spiritual meaning. What do you think this story represents? *(Allow responses. Talk about the wedding feast of the Lamb in Revelation 19:6-9, particularly as it relates to accepting the invitation to salvation.)* Jesus was letting the people know that all people are offered salvation and His Father is



preparing a great feast at the end of time for all those who have accepted that personal relationship with Him.

In this parable we also find that one person at the feast is not properly dressed. The host asked him what he was doing there and then had him thrown out. What does that mean?

In Bible times the host provided a special garment for each person coming to the wedding. It was expected that this garment would be kept clean and worn to the wedding. The man with the wrong clothes on either refused to wear what was provided, thinking his own was good enough, or he had somehow ruined the garment that was given to him. When the host asked how the man got in without the proper clothes, the guest had no answer. It seems that the man could have been properly dressed but chose not to be.

From what we've already learned about this parable, what biblical lessons does this teach us? (*Allow responses.*) Just as the host provided a garment to each person invited to the wedding feast, Jesus covers each of us with a robe of spiritual righteousness when we ask Him to forgive our sin and be Lord of our lives. We are to accept, wear, and keep it clean. This means we accept His forgiveness and continue to let the Holy Spirit help us live according to the truths in the Bible.

Each time we take Communion, we declare that we are part of God's family. It's also a reminder of the wedding feast all true Christians will be part of when Jesus returns. So each time we participate in Communion, we need to make sure there is no sin in our lives that would spoil the robe of righteousness Jesus gave us and keep us from being welcomed. If you think you have committed a sin, ask Jesus right then to forgive you. Then you will be able to take Communion, thankful for being a child of God through Jesus Christ.

Discussion Activity

1. What is the Parable of the Great Feast? (*A picture of God's provision of salvation to all who will accept it*)
2. How can someone receive the garment of righteousness? (*By admitting to being a sinner, believing Jesus is God's Son, confessing sin and asking Jesus for forgiveness*)
3. What should you do if Jesus' righteousness in you is spoiled by your sin? (*Repent [admit sin and commit to not doing it again, with the Holy Spirit's help] and ask forgiveness.*)

Prayer

Crafts, Activities, Games, and Snacks

Closing Activity

Let the girls work on their cards or T-shirts.



Prayer

Thank You, Heavenly Father, for inviting us to Your great celebration in heaven. Help us to stay ready to join You by obeying You and avoiding sin.

Suggestions for

Crafts, Activities, Games, and Snacks



Cards

Make an invitation to the Wedding Supper of the Lamb. Include the ABCs of salvation.



T-Shirts



Don't Forget Your Coat



Mail Carrier




Giant Celebration Cookie



Apples in Robes

Lesson 4

What is Jesus' example of Communion?



Preclub Activity

Club Distinctives

Memory Activity

Giving Time

Exploring the World
The Last Supper
Luke 22:14–20



If you are going to serve Communion at the end of the lesson, make arrangements with your pastor and prepare the elements.

In Luke 22:14–20, Jesus is talking about a time in the future when He will eat and drink with His disciples again in the Kingdom of God. In the last two lessons, we read about banquets. One day we will all have a great big feast with Jesus, and He will be both the host and the guest of honor. That great day will be when every person since Adam and Eve will bow before Jesus and confess that He is Lord. Not all will be Christians and eat at the banquet though. Do you remember the guest from the Parable of the Great Feast? (*Allow responses.*)

In this story of Communion in Luke 22, Jesus is having one last meal with His disciples. He tells them that one day He will do it again with them. During this meal, He uses the elements (bread and juice) to help the disciples understand why He is going to die and what it means to them—and to us. He is creating a picture of what His broken body (the bread broken) and His shed blood (the juice poured out) mean.

What does Jesus' broken, beaten, and pierced body provide for us? Let's find out. (*Read or let the girls read the following verses: Isaiah 53:4,5; Luke 4:18,19; 1 Peter 2:24.*) What do these Scripture passages tell us Jesus' broken body means? (*Allow responses.*) His broken body provides all kinds of healing for us—physical, emotional, and spiritual.

What does Jesus' shed blood mean to us? (*Allow responses. Ask two volunteers to read Ephesians 1:7 and Hebrews 9:22,28.*) Jesus' blood, lost in His death, provides the forgiveness of our sins. In the Old Testament the Israelites had to offer sacrifices of animals continually. Jesus' death on the Cross was the last sacrifice of blood ever needed for forgiveness of sin. The sacrifice of His life paid for the sins of all people of all time.

Turn to Revelation 19:6–9. (*Read this passage or let a volunteer do so.*) This passage tells us about the Wedding Supper of the Lamb. It is the description of what it is going to be like when the disciples of Luke 22 and the disciples (Christians) of all time will eat that meal with Jesus that He talked about at the Last Supper. It will be the time when we are home in heaven forever. It's like the feast the father gave for the returned Prodigal Son or the great feast the king had for his son who was getting married.

In Bible times parents arranged the weddings. That means the parents of a girl and a young man would get together and decide that

Suggestions for

Preclub Activity



Memory Activity



Supplies for

Exploring the World

Bible
Communion elements



their children should get married someday. The bride's family would pay a dowry (money, livestock, or property) so that she could marry the groom. When the time for the actual marriage took place, the bridegroom would go to the house of the bride and escort her to his house. The bride and bridegroom would then eat the wedding supper together with everyone who attended. At this time, the marriage would take place.

This parable gives us a picture of everyday life in Bible times that teaches us what it will be like when Jesus comes for the Church, those who are saved. God arranged the marriage and He sent His Son to die—paying the dowry that the bride could not afford to pay—so that we could accept His invitation to this wedding. The bridegroom is going to come to our house (earth) to take us to His house (heaven) at the time of the Rapture so we can eat the wedding feast together and then live with Jesus forever.

Jesus' example of Communion through the Last Supper tells us what elements we should use for Communion—bread and juice. It tells us to take part in Communion as a remembrance of Him. We are to remember these things as we partake of Communion:

- Remember that Jesus died on the Cross for us so we could be saved.
- Remember that we, like the Prodigal Son, have come back to being part of God's family.
- Remember that, as in the Parable of the Great Feast, each of us is welcome and there is always room for more.
- Remember to examine ourselves to make sure we are clean and ready for Jesus' return by repenting of any sin.
- Remember that someday true believers will be served Communion by Jesus at the Wedding Supper of the Lamb. We are brought to heaven to be with Him.

Discussion Activity

1. What elements did Jesus use at the Last Supper? (*Bread and juice*)
2. According to Jesus, why should we have Communion? (*In remembrance of Him and His sacrifice for us*)
3. Who should partake of Communion and what it looks forward to? (*Those who have repented of sin and accepted salvation anticipate the Wedding Supper with Jesus when He returns for us.*)

Prayer

Crafts, Activities, Games, and Snacks

Closing Activity

Let the pastor serve Communion after you provide time to pray with girls who might not yet know Jesus as their Savior.



Prayer

Heavenly Father, forgive us for the wrongs we have done, knowingly or unknowingly. Help us to make our relationship with You the most important thing in our lives.

Suggestions for

Crafts, Activities, Games, and Snacks

 Bookmark

 Cross Bead Necklace

 Marshmallow Mountain

 Human Video

 Pita Bread

 No Bake Cookies

Project Idea

Volunteer to prepare and/or clean up after your church's next Communion service.

Suggested Adventures for This Unit



Ask your pastor to accompany your club to a nursing home and give those residents an opportunity to participate in Communion.

Visit websites of various denominations to compare Communion practices.

Bulletin Board Idea

Cover the bulletin board with light-blue tissue paper. Attach a picture of the Last Supper in the middle of the bulletin board. Print the title "Holy Communion" on paper and staple at the top. Print and attach the words "Remember Me" at the bottom. Attach a picture of each girl.


Holy Communion



Remember Me



Stars



Water Baptism

I Choose to Be Like Christ



Notes to the Sponsor

Upon completion of this unit the girls may want to be baptized in water. It is important for you to know your pastor's and church board's feelings and policies on water baptism, particularly as it relates to baptizing a child. Discuss this with your pastor ahead of time to determine if your girls can be baptized, and if so, a possible date. A water baptismal service might be scheduled already.

Memory Verse

"Go and make disciples of all nations, baptizing them in the name of the Father and of the Son and of the Holy Spirit" (Matthew 28:19, NIV).

"Go ye therefore, and teach all nations, baptizing them in the name of the Father, and of the Son, and of the Holy Ghost" (Matthew 28:19, KJV).

Central Truth

Jesus commands us to be baptized.


Clubroom Discoveries

- Lesson 1: Why does the Church baptize in water?
- Lesson 2: What does water baptism mean?
- Lesson 3: Who should be baptized?
- Lesson 4: How should we baptize?

See page 36 for suggested Adventures, project, and bulletin board.

Lesson 1

Why does the Church baptize in water?



Preclub Activity

Club Distinctives

Memory Activity

Giving Time

Exploring the World



Water baptism, along with Communion, is a part of church life that comes directly from Jesus as an important part of a believer's life. Let's look at Jesus' own life.

Who has heard of John the Baptist? (*Allow responses.*) Before Jesus began His ministry, John started preaching that everyone needed to repent of their sins and be baptized in water. (*Read Mark 1:1–8.*) The Bible tells us that many people came to the Jordan River to confess their sins and be baptized by John. He also told the people that one greater than he was coming soon. John was talking about Jesus. (*Read Mark 1:9–11.*) Jesus, who was perfect and had no reason to repent and be baptized based on what John was preaching, still did so. He did this so people would see that He was giving himself fully to God and He did this as an example for us to follow.

Jesus, God's Son, humbled himself by submitting to John's ministry. What happened next? (*Allow responses.*) God responded to His Son's obedience and humility. The Holy Spirit descended on Jesus, and God audibly spoke to Him. Wow! Obedience set the stage for God's approval. Humility provided the backdrop. Do you think God was pleased? (*Allow responses. Reread Mark 1:11 if necessary.*)

What lessons can we learn from this moment in Jesus' life? (*Allow responses. Lead them to this: God desires our obedience. God is pleased by our humility. God voices His approval.*)

If Jesus thought water baptism was important, how does that direct us? Let's listen to His words. Look at Matthew 28:18–20. (*Read the passage or ask a volunteer to read it.*) This passage is called the Great Commission. This is some of Jesus' final teachings during the time after His resurrection and before He ascended to heaven. He is sending the believers into the world to preach the message of salvation through His death for us. What are we supposed to do according to Jesus' command? (*Allow responses. Guide them to this answer: Go and make disciples. Baptize them in the name of the Father and of the Son and of the Holy Spirit. Teach them to obey everything He has commanded.*)

Did the disciples obey? (*Ask volunteers to read a few of the following Scripture verses to answer that question: Acts 2:41; 8:12; 8:35–39; 9:18; 10:47,48; 16:15; 16:30–33; 19:3–5.*) Because of His death and resurrection, Jesus has the authority to issue the command to the Church to baptize believers in water. In Mark 16:15,16, Jesus says that all the world will hear and "whoever believes and is baptized will be saved." When Peter preached his first message on the Day of Pentecost, he finished the

Suggestions for

Preclub Activity



Music Mural

Memory Activity



"Matthew 28:19"



Secret Code

Supplies for

Exploring the World

Bible



sermon by telling all who were listening, "Repent and be baptized, every one of you" (Acts 2:38).

Those who accepted Jesus as Savior in the time of the New Testament were baptized in water to show he or she was Jesus' follower. Jesus established the command and the Church obeyed it. We, too, should obey it.

Discussion Activity

1. Who baptized Jesus? (*John the Baptist*)
2. What is the second part of the Great Commission? (*Baptize them in the name of the Father and of the Son and of the Holy Spirit.*)
3. Why does the Church baptize in water? (*Because Jesus commanded it and set the example*)

Prayer

Crafts, Activities, Games, and Snacks

Closing Activity

Talk to the girls about your experience of water baptism and what it meant to you. Give the details of when and where. Tell who was there and express any special things that might have occurred. Ask the girls if they have been baptized in water or have attended a water baptism service. Have them share their experiences and insights.



Prayer

Ask God to help the girls humble themselves and be obedient to Him by following Jesus' example to be baptized in water after salvation to show they are obeying Him.

Suggestions for

Crafts, Activities, Games, and Snacks

✂ Mobiles

✂ Candle Craft

📖 Reading a Recipe

📖 Left/Right


🍷 Cheese Dippers

🍪 Heart-Shaped Cookies

📄 Distribute the Take-Home Page for this unit to the Stars.

Lesson 2

What does water baptism mean?



Preclub Activity

Club Distinctives

Memory Activity

Giving Time

Suggestions for

Preclub Activity

You will need paper and pencils. Ask the girls to write their definitions of the words *submit* and *identify*.

Memory Activity



Sign Language



Dramatize the Verse

Supplies for

Exploring the World

Bible

Exploring the World



Let's review lesson 1. Why do we have water baptism in the Church? *(It is Jesus' command for all who are saved to do so.)*

Why do you think Jesus told believers to be baptized in water? What do you think its purpose is? *(Allow the girls to interact. Perhaps throw in a couple of silly thoughts such as: "They needed to have their clothes washed," etc. Share the following text, but don't make any connection except to say this is what it looks like.)* Before we finish our brainstorming, let's think about what happens when someone is baptized in water. First, the person walks into the water and remains upright in it. Then the person is immersed in (put completely under) the water. Finally, the person is brought up out of the water. Thinking of a life cycle, what might this process be a picture of? *(Allow time for the girls to think for a moment, then go on to the next paragraph.)*

Water baptism is in one way an illustration. It is a picture of Jesus' death, burial (going into and under the water), and resurrection (coming out of the water). It is also a picture of what each believer experiences as he or she dies to sin and through forgiveness, is given new life. But water baptism is more than just this symbol of death to sin and new life in Jesus. It is an act of obedience.

As we surrender our lives to Jesus, He expects that we will obey Him. Water baptism is a first step. It is a declaration of dependence on Jesus. When we enter the waters of baptism, we tell all those around us that we have given our lives to Jesus and that we identify with Him in His death, burial, and resurrection. *(Read Romans 6:1-6.)* We declare that we will walk with Him in the experience of our new life. *(Read Romans 6:8,11.)* We say that we have turned away from (died to) a life of sin and are now following Jesus, living a new life of righteousness in Jesus.

Furthermore, water baptism becomes another reminder of our belonging to Jesus. It is a memorial or milestone moment in our lives. It is a time that we can return to in our memories as a specific moment that we know we declared to others that Jesus is our Savior and Redeemer. When the devil (or anyone else) tries to convince us that we don't belong to God or haven't surrendered our lives to Him, we can point back to when we confessed our sin and received forgiveness of sin. Then we can point to that moment when we went into the water in obedience and submission to Him.



Discussion Activity

1. Why do we have water baptism in the Church? (*Jesus commanded it for all who are saved.*)
2. What is water baptism a symbol of? (*A person's death to sin and new life through forgiveness*)
3. Water baptism is an act of _____. (*obedience*)

Prayer

Crafts, Activities, Games, and Snacks

Closing Activity

Let the girls continue to practice the memory verse by singing along with "Matthew 28:19."




Prayer

Dear God, thank You for giving us this memorial (milestone moment) in our lives. We will always be able to look back at our water baptism and remember that we chose to be like You.

Suggestions for

Crafts, Activities, Games, and Snacks

 Club Banner

 Printing Block
Write *Jesus* or *Obey* instead of girls' names.

 Writing Letters


 Trust Fall

 Apple With Caramel Dip

 Flavored Popcorn

Lesson 3

Who should be baptized?



Preclub Activity

Club Distinctives

Memory Activity

Giving Time

Exploring the World



Does a person need to be baptized in water to get into heaven? (*Allow responses.*) The answer to this question is easy and hard at the same time. No. For an example let's read Luke 23:39–43. (*Read the passage.*) The thief on the cross who asked Jesus to remember him when Jesus came into His kingdom was told that he would be with Jesus that day in paradise. This repentant thief did not have time to be baptized. In Ephesians 2:8,9 the Bible tells us that salvation is by God's grace and not by our works. If we accept salvation through Jesus' dying on the Cross for us, in repentance and faith, we are saved and will go to heaven. Nothing else can save us or make our salvation any more sure.

So where does obedience to water baptism and other things like that come into play? (*Allow responses.*) We can find some answers in the Book of James. (*Read James 2:14–19.*) James tells us it is not enough to have faith without good works. What do you think that means? (*Allow responses.*) If we have truly given our lives to Jesus, the natural result will be lives of doing good works that honor Jesus. On the other hand, if we do all the right things, even get baptized in water but have not accepted Jesus' forgiveness and let Him be the ruler of our lives, we are not saved. Good works (being nice to others and helping them) without faith in Jesus Christ is a good moral life with no eternal future. True faith in Jesus will cause us to want to do good works. When we have given Jesus control of our lives by being fully obedient to Him, we can be confident that we will live with God forever.

Water baptism is a natural next step of our faith after salvation. One who is saved should obey Jesus in this action. He set the example and commanded that all believers follow it. It does not matter how old you are. It only matters that you have repented of your sins and asked Jesus into your life. It is important to know that water baptism is not for unbelievers (people who have not asked Jesus to be Lord of their lives). A baby, who is baptized at birth, must still at some point later in her life admit to sin and ask Jesus to forgive her. That baptismal experience as a baby will not get her into heaven as an adult.

Water baptism is a believer's baptism. In Peter's sermon in Acts 2:38, he says, "Repent and be baptized." Repentance (believing in Jesus and admitting to sin) comes first. In Acts 19:2–5, Luke tells us that the people had not yet received the Baptism in the Holy Spirit. They did, however, follow Jesus' teaching by being baptized in water after they

Suggestions for

Preclub Activity

Check 'Em Out

Memory Activity

*"Matthew 28:19"

Popcorn

Supplies for

Exploring the World

Bible



believed. In Acts 8:38, Philip baptized the man from Ethiopia, because he believed.

Anyone who repents and asks Jesus to be her Savior can be baptized. It is an act of obedience to Jesus' command for all believers.

Discussion Activity

1. Does a person need to be baptized in water to get into heaven? (No)
2. Who should be baptized? (*Christians of any age—adults and children*)
3. What will be the result of faith in Jesus? (*A desire to do good works*)


Prayer

Crafts, Activities, Games, and Snacks

Closing Activity

Talk with the girls about their salvation and about following Jesus' example in water baptism.

See your pastor and schedule a baptismal service for the girls who are saved but have not yet obeyed the command to be baptized.



Prayer

Pray with girls who are not saved. Pray that all the girls will be sure of their salvation and express a desire to be baptized in water.


Suggestions for

Crafts, Activities, Games, and Snacks

 Finger Puppets

 Stained Glass

 Bushman's Witness


 Twenty Questions

 Message Cakes

 Ants on a Log

Lesson 4

How should we baptize?



Preclub Activity
Club Distinctives
Memory Activity
Giving Time

Suggestions for

Preclub Activity



Memory Activity



Memory Verse Puzzle

Supplies for

Exploring the World

Bible



Exploring the World

Turn to Acts 8:26–40 and compare it with Matthew 3:13–17, Mark 1:9–12, and John 3:23. (*Ask a few volunteers to help with the reading of these passages.*) What similarities do you see? (*Allow responses. Listen for the following: People obeying God. People being baptized. Lots of water. People going into the water.*)

Some churches teach that sprinkling (the pouring of a little water on the head of the candidate) is the proper pattern. Others, such as those of our fellowship, believe in immersion—the entering into and being lowered under the water. The primary reason for this is what we discussed in the second lesson. Can anyone tell me what we learned is the purpose of water baptism? (*Allow responses.*) In water baptism we identify visually with Jesus’ death, burial, and resurrection. We also make a declaration to others of the death and burial of sin in our lives and of our resurrection into a new life through Jesus Christ. It’s as if each of us says, “I have died to sin, have been buried, and Jesus has resurrected me into a new life.” The apostle Paul said it this way in 2 Corinthians 5:17, “If anyone is in Christ, he is a new creation; the old has gone, the new has come!”

As we have already studied, this immersion in water takes place after we have confessed our sin and given our lives to Jesus. The word in the language of the Bible (not English) that we translate to the English word *baptism* has a very specific meaning. It meant “to submerge, dip, or immerse.” Can anyone tell me what those words mean? (*Allow responses.*) At Jesus’ baptism, He was immersed. Matthew says that He “went up out of the water” (3:16). In Acts 8:38 when Philip baptized the Ethiopian eunuch, they both went down into the water. In each of these cases it would have been unnecessary to have large amounts of water if they were only to sprinkle. Also, Jesus would not have come up out of the water, as He would not have needed to be in the water to be sprinkled.

Let’s go back to where we started in the first lesson to the words of Jesus in Matthew 28:18–20. Do you remember what that passage is called? (*Allow responses—the Great Commission.*) In that passage Jesus told us to do several things. Can you remember them? (*Allow responses. Go and make disciples. Baptize them in the name of the Father and of the Son and of the Holy Spirit. Teach them to obey everything He has commanded.*)

Why did Jesus tell us to baptize in the name of the Father and of



the Son and of the Holy Spirit? *(Allow responses.)* We call this the baptismal formula. Jesus connected these words as a specific part of the experience of water baptism. It shows the equality of the Godhead. There is God the Father, God the Son, and God the Holy Spirit. The three are one—equal in power, glory, and authority. As we are baptized using these words, we are recognizing God the Father, God the Son, and God the Holy Spirit as having equal and total control in our lives as we are publicly claiming our relationship to them.

Jesus gave these instructions out of His authority to do so. No other person in Scripture offered any other formula. In Acts 5:29 Peter says, “We must obey God rather than men.” Jesus established this formula, and it is the only one for water baptism written in the Bible.

Discussion Activity


1. What is the purpose of water baptism? *(To identify with Jesus in His death, burial, and resurrection)*
2. How should we baptize a believer? *(By immersion in water)*
3. What are the words we use from Jesus’ Great Commission to us when baptizing a believer in water? *(“In the name of the Father and of the Son and of the Holy Spirit”)*

Prayer

Crafts, Activities, Games, and Snacks

Closing Activity

Let the girls work on the unit project they have chosen to complete for this unit.









Prayer

Thank You, Heavenly Father, for giving us instructions about how to follow Jesus in water baptism. Help us to remember the purpose of being baptized in water—to identify with Jesus in His death, burial, and resurrection and to show that we are obeying Jesus.

Suggestions for

Crafts, Activities, Games, and Snacks


-  Motion Picture
Draw pictures of the sequence of water baptism.
-  Steps Frame
-  Encouragement Clothesline
-  Pass the Word
-  Veggies With Dip
-  Gelatin Jiggies

Project Idea

Have the girls write a report, poem, or song about their baptism experience or about one they've witnessed.

Ask them to illustrate their baptism experience in a painting, sketch, clay sculpture, or other visual art medium.

Suggested Adventures for This Unit




Visit a facility that manufactures or installs water baptismal tanks.




Complete one lesson by a river, lake, ocean, or any body of water deep enough to facilitate water baptism.

Bulletin Board Idea

Cover your bulletin board with green paper and staple a blue crepe-paper river across it. Add cut-out reproducible figures of John the Baptist and Jesus and staple them on the water. Print on white or yellow paper the title "Water Baptism" and staple it at the top of the board. Print on paper "I choose to be like Christ" and staple it at the bottom.





Stars

Activity Page Answer Key

Growing—Connected to the Son

Activity Page 1

The memory verse is at the top of the Activity Page.

Exploration Station

Make it rich in oxygen

Activity Page 2

Circle the following pictures: sunlight, good soil, water, ladybugs, praying mantis, bumblebee.

Exploration Station

To remove damaged, weak, and unproductive branches or to remove blossoms or fruit so that the remaining fruit is larger and healthier.

Activity Page 3

Complete the maze.

Exploration Station


weeds

Activity Page 4

I, vine, you, branches, remains, I, him, bear, much, fruit, me, do, nothing, 15:5

Exploration Station

worship God; pray; read the Bible; forgive others; lead others to Jesus



Holy Communion—Remember Me

Activity Page 1

Wise and foolish builders—Matthew 7:24–27

Workers in the vineyards—Matthew 20:1–16

Sheep and goats—Matthew 25:31–46

Lost coin—Luke 15:8–10

Persistent widow—Luke 18:2–8

Exploration Station

c. An earthly story with a heavenly or spiritual meaning

Activity Page 2


Complete the maze.

Exploration Station

bread and juice

Activity Page 3

“Whenever you eat this bread and drink this cup, you proclaim the Lord’s death until he comes,” First Corinthians 11:26, NIV.
garment, righteousness



Exploration Station

God, Jesus, all the people in the world who made Jesus Lord of their lives

Activity Page 4

Jesus teaching to large group on hillside
Jesus with twelve disciples at the Last Supper
Jesus on cross
Empty tomb
Jesus going up to heaven
Modern church scene
Jesus standing at the head of many long tables (wedding supper of Lamb)

Exploration Station

Jesus' broken body and His shed blood



Water Baptism—I Choose to Be Like Christ

Activity Page 1

Go, disciples
Baptize, Father, Son, Holy Spirit
Teach, obey, everything

Exploration Station

Be humble
Obey God

Activity Page 2

I have died to sin and, through forgiveness, have been given new life.

Exploration Station

A specific time we can look back on and know we turned to Jesus

Activity Page 3

"Go and make disciples of all nations, baptizing them in the name of the Father and of the Son and of the Holy Spirit" Matthew 28:19, NIV.

Exploration Station


Christians of any age. Anyone who believes on Jesus and makes Him the Lord of her life.

Activity Page 4


Girl at altar; girl reading Bible; Pastor baptizing girl in water

Exploration Station

It is the formula Jesus established and it is the only formula written in the Bible.



Activities and Games



Spice Guessing

Bring in small amounts of different herbs and spices, such as lemon, chili peppers, cinnamon, cloves, basil, fennel seed, garlic, curry, ginger, and black pepper. Take turns blindfolding each girl and letting her sniff each spice to see if she can guess what it is. Talk about the variety God has provided even for seasoning our foods.



Crafts



Bean & Seed Mosaic (\$\$, 10 minutes)

Materials—Small bags of dried beans in various colors – black, white, red, pinto, anasazi, as well as lentils, green split peas and unpopped popcorn; white tacky glue; thick macramé cord or twine; a thick cardboard piece about four by four inches for each girl.

Glue the heavy cord around the top outside edge of each of the cardboard squares. This will keep the beans from falling off while the glue dries. Allowing the girls to use different colored and shaped beans, let them make designs or objects. Geometric designs tend to come out the best. Gluing a small section at a time proves to be less messy. The glue should be applied quite thickly. Placing the beans in divided dishes or separate bowls helps with cleanup afterward.

Plant Seeds (\$\$, 10 minutes)

Materials—Small peat pots or Styrofoam cups; seeds that sprout and mature quickly, such as green beans; potting soil; water; pan; newspapers to protect tables.

Cover tables with newspaper. Allow the girls to fill the cups or pots about two-thirds full with potting soil. Read the directions on the seed packets and plant two or three seeds in each cup. Water to moisten. Punch holes in the bottom of the cups to allow water drainage. Place the cups in a pan to catch the water. Instruct the girls to watch over their plants and keep them moist and in sunlight.

Ladybug Stones (\$, 20 minutes)

Materials—Pictures of ladybugs; a couple of smooth, light-colored stones, about one to three inches large, for each girl; black and red craft paint; small-tipped paintbrushes; googly eyes; black pipe cleaners; scissors; white glue.

Before the meeting, wash the stones and allow to dry completely. Show the girls pictures of ladybugs. They may either use one whole stone as a ladybug or use larger stones and paint several ladybugs on them. For one stone as a ladybug, paint the whole stone red. Paint a black line down the center and across the front quarter of the stone, which will be the head. Then paint black dots over the rest of the ladybug's back. When the paint is dry, glue two googly eyes on the head. Cut black pipe cleaners for legs and glue them under the stone so they stick out like legs. Two short antennae pieces may also be glued on the head.

Flower Arranging (\$\$\$, 15 minutes)

Materials—A variety of freshly cut flowers from the garden; clean jars or bud vases; sprigs of fern or baby's breath.



Let the girls practice flower arranging, using a variety of colors and shapes of flowers. Sprigs of fern or baby's breath add a finishing touch.

Potato Prints (\$\$, 30 minutes)


Materials—One potato per girl; small paring knives; craft paint and brushes; paper towels; sheets of white copy paper; foil or wax paper for girls to mix paints on; newspaper for covering tables; water cups.

You may want to have extra assistance with this activity since the girls will be using knives. Slice a potato in half and blot with a paper towel to dry. Have the girls carefully carve out shapes and designs on the smooth surface of the cut potato. Keep the shapes simple. Cut out around the shape so that what will be printed will be raised above the rest of the potato surface. Apply paint and print onto sheets of paper. The potato does not have to be repainted for each print. The second and third prints will just be lighter. Encourage the girls to overlap their prints and to experiment with mixing colors. If some of the girls want to carve out a letter, remind them that most letters will appear backward when printed.

Design-a-Garden (\$\$, 40 minutes)

Materials—Sturdy box flats or box lids (about nine by twelve inches), one per girl; bucket of clean sand; toothpicks; modeling clay; pebbles; twigs and small sticks; small pieces of mirror (about one to three inches); sprigs from evergreens; white glue; scissors; old seed and garden catalogs; paper plates; garden-scented air freshener (optional).

Ask your grocer to save box flats that display canned goods. Supplies may be placed in sturdy paper plates for the girls to choose from. Allow the girls to plan out a vegetable, flower, or rock garden. They may want to include a pebbled path, a fence made of twigs or toothpicks, trees, and bushes. The sand may be used around the garden. The mirror piece may be set down into the sand so the edges don't show. The upright plants may be secured in a small piece of modeling clay. Flowers and vegetables may be cut out of the seed catalogs and glued down. The finished gardens may be sprayed with air freshener.



Snacks



Zucchini Bread

- 3 eggs
- 2 cups sugar
- 1 cup salad oil
- 2 cups zucchini, peeled and very finely chopped (or ground in blender)
- 1 tablespoon vanilla extract
- 3 cups flour
- 1 teaspoon salt
- 1 teaspoon baking soda
- 1/4 teaspoon baking powder
- 1 tablespoon cinnamon
- 1 cup chopped nuts (optional)
- 1 cup raisins (optional)

Beat eggs in large bowl; add sugar and oil, mixing well. Add rest of ingredients and mix until well blended. Pour batter into two greased bread pans. Bake at 350 degrees for 1 hour. Let cool slightly and loosen sides of bread before removing from pans.

.....

Herb Tea Samples

Choose three or four types of herbal teas that you think the girls might like. Some suggestions are lemon, apple-cinnamon, peppermint, or chamomile. Steep in teapots and serve in fancy teacups for a treat.





TAKE-HOME PAGE

Star's Name _____

Growing
Badge



Dear Parent, In this unit your daughter will be working on her Growing-Connected to the Son badge. The emphasis will be how we need to grow in Christ just as plants grow in good soil. Listed below is what she will be learning.

Memory Verse: "I am the vine; you are the branches. If a man remains in me and I in him, he will bear much fruit; apart from me you can do nothing" (John 15:5, NIV). "I am the vine, ye are the branches: He that abideth in me, and I in him, the same bringeth forth much fruit: for without me ye can do nothing" (John 15:5, KJV).

Central Truth: Jesus provides everything I need to grow.

Clubroom Discoveries

Lesson 1: Why are plants so important?

Lesson 2: What do plants need to grow?

Lesson 3: What did Jesus say about plants?

Lesson 4: How do I keep my heart a garden for God?

Home Discussion

- Plant some flower seeds and help your daughter care for them. The seed packet will tell you when to expect to see sprouts.
- Take a walk through your neighborhood and talk about the different plants you see along the way.
- Ask your daughter to help you weed a garden area. Volunteer to do this at your church or a park if you don't have a garden at your home.



TAKE-HOME PAGE

Star's Name _____

Communion
Badge



Dear Parent, In this unit your daughter will be working on her Holy Communion–Remember Me badge. She will be learning about the significance of Communion. Here is what she'll be learning.

Memory Verse: "Whenever you eat this bread and drink this cup, you proclaim the Lord's death until he comes" (1 Corinthians 11:26, NIV). "For as often as ye eat this bread, and drink this cup, ye do show the Lord's death till he come" (1 Corinthians 11:26, KJV).

Central Truth: I remember Jesus' sacrifice and look for His soon return when I participate in Communion.

Clubroom Discoveries

- Lesson 1: What is a parable?
- Lesson 2: What is the Parable of the Prodigal Son?
- Lesson 3: What is the Parable of the Great Feast?
- Lesson 4: What is Jesus' example of Communion?

Home Discussion


- What is a parable?
- How is Communion a symbol of a great feast?
- What are the elements of Communion?



TAKE-HOME PAGE

Star's Name _____

Water
Baptism
Badge



Dear Parent, In this unit your daughter will be working on her Water Baptism—I Choose to Be Like Christ badge. She will be learning about following Jesus' example of water baptism. Listed below is what she will be learning.

Memory Verse: "Go and make disciples of all nations, baptizing them in the name of the Father and of the Son and of the Holy Spirit" (Matthew 28:19, NIV). "Go ye therefore, and teach all nations, baptizing them in the name of the Father, and of the Son, and of the Holy Ghost" (Matthew 28:19, KJV).

Central Truth: Jesus commands us to be baptized.

Clubroom Discoveries

Lesson 1: Why does the Church baptize in water?

Lesson 2: What does water baptism mean?

Lesson 3: Who should be baptized?

Lesson 4: How should we baptize?

Home Discussion

- Talk about people your daughter admires and how she shows that admiration.
- Review the memory verse with your daughter. Make up a song together to learn the memory verse.
- What is Jesus' example of water baptism?

