



BeYOUtiful Additional Event Ideas

If your church has already hosted a BeYOUtiful event based on the Nationwide Event Packet, here are some ideas for hosting additional events using the same theme:

- **Mother/daughter tea**
- **Fundraising event to raise money for Coins for Kids**
- **Virtual event**



Host a Mother/Daughter Tea using the BeYOUtiful theme.

Decorate (Visit the National Girls Ministries Pinterest page for decorating ideas.)

- **Decorate the room to look like a royal castle.**
 - Create a chair that looks like a throne. You can use gold spray paint, girly pillows, and hot glue jewels to embellish a throne fit for royalty.
 - Create a balloon arch with various sizes and colors of balloons. Make large flowers out of tissue paper to add to the arch. Use streamers for a backdrop.
 - Decorate a large mirror using jewels and hot glue. Make it look like a mirror fit for a princess.
 - Use feather boas in your decoration to add a fun element.

- **Decorate the table**

- o Set tables with lace tablecloths, cloth napkins, pretty teacups, saucers, and teaspoons.
- o Create a fun centerpiece using items such as flowers or tiaras.
- o Serve a variety of teas and have warm apple juice or hot chocolate available as a second option.
- o Serve light finger foods on a tiered platter on the table.
- o Place a ***BeYOUtiful T-shirt* on each chair for the moms and their daughters.



Agenda

- **Preservice Activity:** Host the COMPACT Ministries activity as girls and their moms arrive.

You Will Need:

- o *The Promise Tree*, available at <https://compactfamily.square.site/product/the-promise-tree-book/11>
- o Butcher paper or canvas with a tree trunk drawn on it
- o Various paint colors
- o Permanent markers
- o COMPACT video found at ngm.ag.org



Use this time to highlight the second Coins for Kids project, COMPACT Family Services. Show the COMPACT video as the girls arrive. Read *The Promise Tree* to the girls and their mothers. This book is a story about a real tree on the Hillcrest Children's Home campus. Although the tree suffered trauma and was almost lost, competent caregivers were able to save the tree. The story is a metaphor of the redeeming ministry that COMPACT brings to hundreds of children and youth every year.

Hang the butcher paper (or canvas) with the tree trunk on it on the wall. Write the name of your church on the paper. Set out paper plates with various colors of paint on them. Have the girls dip their thumb in the paint and place it on one of the tree branches, leaving their thumbprint on the tree. Have them use a permanent marker to write their name under their thumbprint and an encouraging phrase such as, "You are special."

When the paint dries, mail the completed picture to COMPACT's Hillcrest Children's Home as an encouragement to the kids who live there.s with sand and hide a toy or craft jewels/gems in the sand. Allow girls to dig in the sand and find the "diamonds in the rough."

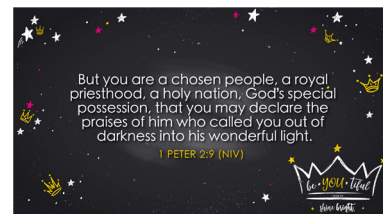
- **Opening Devotion:** Lead with the ***BeYOUTiful opening devotional video.*

- o Explain to the girls that He has created all of them BeYOUTiful. Read 1 Peter 2:9 again to the girls and talk through what it means to be a royal princess in God's kingdom.
- o Because this is a BeYOUTiful tea, talk about how they're not just invited to sit at a table today with their friends, but with the King Himself! Read Jesus' words in Revelation 3:20, "Here I am! I stand at the door and knock. If anyone hears my voice and opens the door, I will come in and eat with that person, and they with me" (NIV). They become a BeYOUTiful daughter of the King when they open the door of their heart to Jesus.
- o Invite the girls to close their eyes and bow their head. Ask if anyone wants to be a BeYOUTiful princess in God's kingdom and open the door of their heart to Him. Have them raise their hand if they want to do that. Lead them in a prayer, asking Jesus to come into their heart so they can be a BeYOUTiful daughter of the King.
- o Have them open their eyes. Celebrate together by clapping hands and cheering for the BeYOUTiful love of Jesus that makes them daughters of the King!



- **Memory Verse**

- o Preparation: Write each word (or a few words) on a piece of paper shaped like a crown or diamond. Tape one crown/diamond under each seat at a table. Each table should have all the words of the memory verse taped under the chairs.
- o Show the ***Memory Verse slide* for 1 Peter 2:9 and have the girls repeat it several times. This slide can be found at ngm.ag.org.
- o Ask the girls and moms to remove the crown/jewel taped under their chair.
- o Instruct them to exchange the words until the verse is in order.



- o When they have the correct verse order, they should take turns saying the word(s) in their hands as fast as they can until they have repeated the entire memory verse.
- o Ask the girls to place one crown/jewel at a time, facedown, on the table as they continue to say the memory verse. Do this until all of the words are facedown and they can say the verse from memory.
- **Sparkle & Luminance Opening Skit:** *Show the prerecorded ****Sparkle & Luminance opening skit.***
- **Activity Stations**
 - o **Decorate a crown:** Provide a ****BeYOUtiful crown** for each girl to decorate. Have them write the memory verse (1 Peter 2:9) on their crown so they will always remember who God says that they are. Allow them to use a variety of items such as markers/crayons, glue, jewels, feathers, glitter, beads, etc.
 - o **Spa:** Create a spa room for moms and daughters to get a massage, facial, or paint their nails
 - o **Decorate treats:** Provide baked sugar cookies or cupcakes and have a “decorate your own cookie/cupcake” station. Have both moms and daughters decorate a cookie or cupcake.
- **Fashion Show:** Let the girls dress up and have a fashion show. Have them walk down a runway with fun music as an emcee announces their name and some of the things that they are good at or interested in. Allow girls to dress in whatever way makes them feel good and have them wear the crown that they made. Communicate the message that you don’t have to dress like a princess to be BeYOUtiful. God created each one of us individually and every girl is BeYOUtiful. Provide a variety of dress-up options such as:
 - o **Princess:** fancy dresses, makeup, tiaras, sashes, boas, tutus, dressy shoes
 - o **Comfortable:** T-shirts, jeans, ball cap, sneakers, sportswear, etc.





- **Gather Together**

- o During the activity stations, clean up the tables and reset for the closing sessions. Place items at each seat for the girls to take home that will remind them that they are BeYOUtiful. Items can include:
 - » *****BeYOUtiful water bottle*** as a daily reminder that Jesus is the Living Water and He will always take care of them.
 - » *****BeYOUtiful notebook and Girls Ministries pen***
 - » *****BeYOUtiful compact mirror*** as a reminder that they are BeYOUtiful in God's eyes.
 - » *****BeYOUtiful badge*** as a reminder of the fun day they shared with their mom.
- o When the fashion show is over, have the moms and the girls gather at the tables.

- **Sparkle & Luminance Closing Skit:**

Show the *****Sparkle and Luminance closing skit*** from the National Girls Ministries YouTube channel.



- **Closing devotion:** End the event with the *****closing devotion***.

- o Remind the girls that they can be like Princess Sparkle and shine bright for Jesus when they receive Him into their heart! Remind the girls that Jesus is the Light of the World, and read this passage, "I am the light of the world. Whoever follows me will never walk in darkness, but will have the light of life," (John 8:12, NIV). Pray with the girls and encourage them that they can shine bright for Jesus.

*****Video found at:*** <https://ngm.ag.org/Events/Nationwide-Event>

*****Product found at:*** <https://myhealthychurch.com/store/startcat.cfm?cat=iNGMevent&mastercat=&path=iNGMevent>

*****BeYOUtiful resources found at:*** <https://ngm.ag.org/Topics-Resources/Resources/Events>



A BeYOUtiful Missions Meal


Host a BeYOUtiful fundraising event for Coins for Kids!

1. Plan for the girls to host a meal after church.
 2. Ask moms to cook meals that might be found in the countries represented.
 3. Sell tickets to family, friends, and church members. When purchasing the tickets, people can choose which type of food they would like to eat for their meal.
 4. Set up restaurant stations that represent various countries around the world. Don't forget to add a donation jar for missions at each table. You can use Coins for Kids boxes or Buddy Barrels at each table setting.
 5. Girls can dress up in clothing that represents their country and serve the meal.
 6. Have a table set up and sell ****BeYOUtiful T-shirts** as an additional missions fundraising activity.
- **Restaurant Stations** - Decorate each restaurant station to look like various countries. Set the tables with BeYOUtiful items at each seat as a reminder that all of God's children are BeYOUtiful. Items can include:
 - » ****BeYOUtiful water bottle** as a daily reminder that Jesus is the Living Water and He will always take care of those who love Him.
 - » ****BeYOUtiful notebook** and ****Girls Ministries pen** to write down the memory verse and information they learn about Vanuatu.
 - » ****BeYOUtiful compact mirror** as a reminder that they are BeYOUtiful in God's eyes.
 - » Each girl can earn a ****BeYOUtiful badge** as a reminder of the fun she had while raising money for BeYOUtiful kids all over the world.

• CHINA

o **Decorations:**


- » Map of China as placemats
- » Oriental-themed tablecloth
- » Chopsticks instead of silverware
- » Serve food in Chinese takeout containers
- » Centerpieces can be mini Chinese New Year dragons, folding handheld fans, Chinese umbrellas, stuffed panda bears, etc.
- » Add pictures of landmarks such as the Great Wall of China, the Forbidden City, the Summer Palace, etc. on the walls
- » Chinese paper lanterns



- o **Food:** Teriyaki chicken, fried rice, lo mein noodles, egg rolls, fortune cookies

o **Server Attire:**

- » Kimonos
- » Oriental hats



• ITALY


o **Decorations:**

- » Map of Italy as placemats
- » Bistro tables with brown butcher paper as table cover. Write Italian phrases on the tablecloth such as “Buon giorno,” “Grazie,” and “That’s Amore.”
- » Plates/cups/napkins/silverware should be the colors of the Italian flag (red, green & white)
- » Centerpieces can be tall, glass vases with uncooked spaghetti or elbow noodles inside. Add small Italian flags to tie into the theme.
- » Add pictures of landmarks such as the Leaning Tower of Pisa, gondolas, Roman Colosseum, etc. on the walls.

- **Food:** Pizza, pasta, ravioli, lasagna, Italian bread, cannoli
- **Server Attire:** Chef's hat, white shirt, black pants, waist apron, tea towel over forearm

• United States

- **Decorations:**
 - » Map of the United States as placemats
 - » Picnic table style with red and white checked tablecloth, plates/cups/napkins/silverware with the colors of the U.S. flag (red, white & blue)
 - » Centerpieces can consist of red, white, and blue flowers with small U.S. flags in a vase
 - » Add pictures of landmarks such as the White House, Statue of Liberty, Mount Rushmore, Golden Gate Bridge, Liberty Bell, etc. on the walls
 - » **Food:** Hamburgers, hot dogs, French fries, pretzels and cheese, chips, cupcakes
 - » **Server Attire:** T-shirt, jeans, ***Girls Ministries ball cap*



• Mexico

- **Decorations**
 - » Map of Mexico as placemats
 - » Mexican serape blanket as a tablecloth
 - » Use a variety of bright, mismatched colors for tableware
 - » Centerpieces can consist of a variety of cacti
 - » Add pictures of landmarks such as Mayan ruins, beach at Cozumel, cliffs of Acapulco, Mexico City, etc. on the walls
- **Food:** Tortilla chips and salsa, tacos, nachos, burritos, sopapillas
- **Server Attire:** Mexican dress, sombreros




Agenda

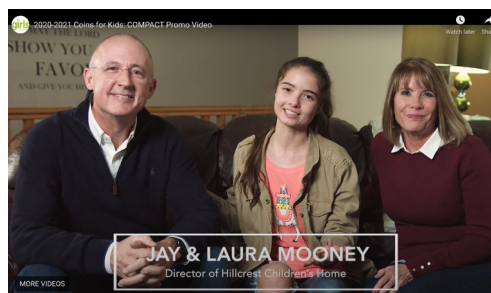
- **Preservice Activity:** Host the COMPACT Ministries activity as people arrive.

You Will Need:

- o *The Promise Tree*, available at <https://compactfamily.square.site/product/the-promise-tree-book/11>
- o Butcher paper or canvas with a tree trunk drawn on it
- o Various paint colors
- o Permanent markers
- o COMPACT video found at ngm.ag.org



Use this time to highlight the second Coins for Kids project, COMPACT Family Services. Show the ****CompACT video** as guests enter. Have one of the girls read *The Promise Tree*. This book is a story about a real tree on the Hillcrest Children's Home campus. Although the tree suffered trauma and was almost lost, competent caregivers were able to save the tree. The story is a metaphor of the redeeming ministry that COMPACT brings to hundreds of children and youth every year.



Hang the butcher paper (or canvas) with the tree trunk on it on the wall. Write the name of your church on the paper. Set out paper plates with various colors of paint on them. Have the girls dip their thumb in the paint and place it on one of the tree branches, leaving their thumbprint on the tree. Have them use a permanent marker to write their name under their thumbprint and an encouraging phrase such as, "You are special." When the paint dries, mail the completed picture to COMPACT's Hillcrest Children's Home as an encouragement to the kids who live there.

- **Seat Guests:** Have girls read the tickets and seat people after they have completed the COMPACT activity. Serve beverages.
- **Opening:** Have the girls welcome the guests. Thank them for participating in the Coins for Kids fundraiser.

- o Remind everyone that there is a donation jar at each table for additional missions donations.
- o Have girls research Vanuatu and do a presentation on the people of that country.
- o Show the ****CFK Vanuatu video.**
- o Show the **BeYOUtiful memory verse slide** for 1 Peter 2:9. Talk about what God says about each of us as well as the people of Vanuatu.
- **Serve the Meal:** Play music in the background while the girls serve the meal.
- **Closing Devotion:** End the event with a closing devotion.
 - o Tell the girls that Jesus wants us to reach everyone for Jesus so they can be princes and princesses of King! Read Romans 10:15, “How beautiful are the feet of those who bring good news!” (NIV). Talk about how God sees the girls as BeYOUtiful when they share with others about Jesus or give their change to Coins for Kids!



****CompACT video:** <https://ngm.ag.org/en/Articles/Coins-For-Kids/COMPACT>

****Vanuatu video:** <https://ngm.ag.org/en/Articles/Coins-For-Kids/Vanuatu>

****Product found at:** <https://myhealthychurch.com/store/startcat.cfm?cat=iNGMevent&mastercat=&path=iNGMevent>

****BeYOUtiful resources found at:** <https://ngm.ag.org/Topics-Resources/Resources/Events>

★ A Virtual BeYOUTiful Event

- Use the BeYOUTiful Event packet to host a virtual event
 - o Each component of the packet can be found in ****video** form on the National Girls Ministries website including stations and skits.
 - o Between each prerecorded station, plan for live interaction with the girls. Ideas can include:
 - » **A craft** – Prepackage craft items before the event and drop them off at each girl's house or mail them in preparation for this event. Ideas include decorate your own crown with gems, make a princess wand, or create a princess sash.
 - » **A snack** – You can make a simple snack together such as decorate your own cookie. Make a necklace with string and fruit-flavored ring-shaped cereal.
 - » **A game** – Create a princess themed BINGO card and play virtually.

****Videos at <https://ngm.ag.org/Events/Nationwide-Event>**

