



# *This girl*

TWENTY TWENTY-FOUR

NATIONAL GIRLS  
MINISTRIES 2024

# INTRODUCTION

## THIS GIRL EVENT

*This Girl* is called. *This Girl* is strong. *This Girl* is empowered. *This Girl* is loved. *This Girl* is special. *This Girl* is unique. *This Girl* can and will change the world. *This Girl* is so many things. *This Girl* is YOU!

God not only created us in His image, but He has *empowered* us to *change the world and grow closer to Him*. When the world tries to knock you down, you can stand back up confident in who you are in God and His love for you.

### MEMORY VERSE

She is clothed with **strength and dignity**, and she **laughs** without fear of the future. When she speaks, **her words are wise**, and she gives instructions with **kindness**. Proverbs 31:25–26, emphasis added

During the Nationwide Girls Ministries Event, girls will experience a rad flashback to the 1980s. They will discover that being a girl on fire for God is totally rad. As they continue to grow in their walk with God, He will lead and direct each of their steps and empower them to confidently change the world around them.

Girls will also learn about our Coins for Kids/BGMC missions project: *This Girl*. The goal of the *This Girl* ministry is to provide health and hygiene kits to girls in Africa and help provide educational resources to teach girls that they are valued in Christ, have dignity, and have a future.

## HERE ARE A FEW THINGS YOUR GIRLS CAN LOOK FORWARD TO AT THIS EVENT

- ★ **Fun:** A big part of the Girls Ministries Event is for girls to enjoy being together and making new friends.
- ★ **Outreach:** This event is a great time for your girls to invite their friends. New girls will see how much fun Girls Ministries activities are. In turn, they will invite other friends to your next event. Most importantly, this is an opportunity to introduce girls to a relationship with Jesus.
- ★ **Giving:** Developing a heart of compassion for others is an important trait to teach girls. They can learn to give beyond themselves to those less fortunate.

This *Event Planning Guide* is full of details and suggestions that can be customized to fit your event.

We look forward to hearing about your event!

*The Girls Ministries Team*



# CONTENTS

THIS GIRL	4
BASIC SCHEDULE	5
DECORATIONS / RECRUITING HELP	7
THIS GIRL EVENT TIPS	8
THIS GIRL RESOURCES	9
REGISTRATION	12
OPENING SESSION	14
MEMORY VERSE INTRODUCTION	15
SKIT	17
DEVOTION: THIS GIRL . . .	19
STATION 1: GIRL TALK	22
STATION 2: <i>WHERE IN THE WORLD?</i>	29
STATION 3: CRAFT SHACK	33
STATION 4: THE ARCADE (GAMES)	34
CONCESSION STAND: FOOD IDEAS	36
CLOSING SESSION	38
EXTRA IDEAS: CRAFTS & GAMES	40



The theme for this year's Girls Ministries event is *This Girl*. The *Event Planning Guide* for *This Girl* is designed to be adaptable for a variety of uses in your church. Choose from the options listed or adapt as your own.

## THIS GIRL EVENT SAMPLE SCHEDULES

### THIS GIRL ONE-DAY EVENT

#### SAMPLE SCHEDULE (SATURDAY OR DAY OUT OF SCHOOL)

10 a.m. – 3 p.m. if you choose to include lunch

1 p.m. – 5 p.m. if you want to offer snacks only

### THIS GIRL TWO-DAY EVENT

#### SAMPLE SCHEDULE (TWO DAYS/OVERNIGHT EVENT [FRIDAY EVENING AND SATURDAY MORNING])

7 p.m. – 8 a.m. includes snacks in the evening and breakfast in the morning. Finish the morning of the event with music and a morning craft.

### THIS GIRL FOUR-WEEK EVENT

#### SAMPLE SCHEDULE: FOUR MIDWEEK EVENINGS EVENT

Divide the sessions and crafts between four weeks if you choose to use this plan for a midweek evening option.







## BASIC SCHEDULE: 1 DAY EVENT

TIME	ACTIVITY	HOST	LOCATION
2:00–2:30	Registration		
2:30–3:15	Opening Session		
3:15–3:45	Station Rotations: Girl Talk		
3:45–4:15	Station Rotations: Where in the World?		
4:15–4:45	Station Rotations: Craft Shack		
4:45–5:15	Station Rotations: The Arcade		
5:15–5:45	Station Rotations: Concession Stand		
5:45–6:30	Closing Session		
6:30–7:00	Check Out		
7:00–Finish	Clean Up		

### FOR LARGER GROUPS

Divide into smaller groups and have girls rotate to different stations in their small group.





## BASIC SCHEDULE: 2 DAY EVENT

TIME	ACTIVITY	HOST	LOCATION
5:30–6:00	Registration		
6:00–6:45	Opening Session		
6:45–7:15	Station Rotations: Girl Talk		
7:15–7:45	Station Rotations: Where in the World?		
7:45–8:15	Station Rotations: Craft Shack		
8:15–8:45	Station Rotations: The Arcade		
8:45–9:15	Station Rotations: Concession Stand		
9:15–10:00	Closing Session		
10:00–10:30	Bedtime Prep Lights Out		
7:30–8:00	Rise & Shine Pack Up		
8:00–8:30	Breakfast		
8:30–9:00	Check Out		
9:00–Finish	Clean Up		

### FOR LARGER GROUPS

Divide into smaller groups and have girls rotate to different stations in their small group.



## DECORATIONS

---

Using decorations will help to build excitement and create an atmosphere for the girls to be involved in the 1980s theme event.

Making decorations is a great way to get moms and other women from your church involved before the event. Gather a few basic supplies such as cardboard boxes, paint, markers, butcher paper, scissors, and anything else you have. Don't hesitate to ask for donations.

Check out the National Girls Ministries Pinterest page for more decorating, food, music, and invitation ideas for the *This Girl* 1980s event.

Create a photo booth where girls can have their pictures taken with fun and bright accessories and props. Some fun props you can use are bright colored shapes, a boombox, Rubik's Cubes®, records, Pac-Man® artwork, black and neon balloons, inflatable guitars, a checkered backdrop, Slinkys®, and any other 1980s theme items.

Also check out [ngm.ag.org/events](http://ngm.ag.org/events) for *Station Signs\**, *Invitations* and *Event Posters*.

## RECRUITING HELP

---

Don't miss the opportunity for others to be blessed through ministering to girls at your event. Below are a few ways to involve other leaders. Many churches find it beneficial to use teen girls from the youth ministry in leading activities such as crafts, snacks, and games.

- ☒ Registration Team
- ☒ Supplies Shopper
- ☒ Offering Counters
- ☒ Setup and Cleanup Teams
- ☒ Chaperones
- ☒ Food Prep and Servers
- ☒ Station Leaders
- ☒ Worship Team
- ☒ Prayer Team and more!



\*Items in *italics* are available at [ngm.ag.org/events](http://ngm.ag.org/events)

# THIS GIRL EVENT TIPS

Preparation and prayer are the keys to a successful event. Here are a few things that need to be done prior to the event.

- ✘ Decorate the spaces for each session.
- ✘ Gather items and clothes that mimic things used in the 1980s.
- ✘ Prepare snacks.
- ✘ Make a playlist of songs for the event. You can send the playlist to the girls before the event to build excitement.
- ✘ Above all else, pray! Pray for each of your leaders, helpers, and volunteers. Most of all, pray for the girls who will be attending the event. Pray that they can come to realize that all they need is found in Jesus. He will show them how special they are and what their purpose is.

## THIS GIRL MIXTAPE SONGS FOR THE EVENT

- |  |   |
|--|---|
| 🎵 "Make Room" The Church Will Sing       | 🎵 "Take You at Your Word" Cody Carnes                 |
| 🎵 "Way Maker" Leeland                    | 🎵 "Champion" Bethel Music                             |
| 🎵 "Believe for It" CeCe Winans           | 🎵 "Rest on Us" Upperroom                              |
| 🎵 "This Girl" Lauren Daigle              | 🎵 "Set a Fire" Jesus Culture                          |
| 🎵 "Reckless Love" Cory Asbury            | 🎵 "Firm Foundation (He Won't)"<br>Maverick City Music |
| 🎵 "The One You Love" Maverick City Music |   |

Note: Select songs with lyrics the girls can understand.



## THIS GIRL RESOURCES

WHAT'S AVAILABLE FOR THIS YEAR'S GIRLS MINISTRIES EVENT? HERE ARE FUN AND HELPFUL ITEMS THAT ARE AVAILABLE FOR THIS THEME AND TO HELP YOU CREATE A *THIS GIRL* STORE!



### THIS GIRL T-SHIRT

\$12.99

A must-have take-home for this fun '80s themed event. Tropical blue with the *This Girl* logo on the front. 100% heavy cotton. Youth S-Adult 3XL  
Youth S 08MW7340, Youth M 08MW7341, Youth L 08MW7342, Adult S 08MW7343, Adult M 08MW7344, Adult L 08MW7346, Adult XL 08MW7347, Adult 2XL 08MW7348, Adult 3XL 97MW6349



### THIS GIRL DRAWSTRING BAG

\$4.99

Girls will use this lime green drawstring bag to take to all their activities. Great reminder of attending this fun event, but also creates attention with friends to make it easy to invite them to Girls Ministries. Polyester. 14.5" w x 17.5" h 17MW8368



### THIS GIRL BALL CAP

\$14.99

Girls and leaders alike will love wearing this cute trucker hat. Black with pink front panel features the *This Girl* logo. 08MW0719



### THIS GIRL JOURNAL

\$5.99

Girls and leaders will love using this journal to draw, write notes and reminders, etc. Lime green rubber-like cover features the fun *This Girl* logo. 70 lined pages. Spiral. 5 x 7" 17MW8369

## THIS GIRL RESOURCES

WHAT'S AVAILABLE FOR THIS YEAR'S GIRLS MINISTRIES EVENT? HERE ARE FUN AND HELPFUL ITEMS THAT ARE AVAILABLE FOR THIS THEME AND TO HELP YOU CREATE A *THIS GIRL* STORE!



### THIS GIRL BADGE

\$1.09

Teal theme badge to award to your girls who attend. 1 1/8" diameter. 15MW1188



### THIS GIRL BUTTON

\$9.99

Give out to all the girls attending your event. Leaders can add up to five star stickers. 3" diam. Pack of 10. 15MW1187



### THIS GIRL SLAP BRACELET

\$21.99

Girls will have fun playing with these slap bracelets. Great for all ages. A great gift for those attending your *This Girl* event. Pink. Pack of 10. 17MW8334



### THIS GIRL SUNGLASSES

\$1.99

Add some style to your event with these cute sunglasses. Pink with black frame, features the *This Girl* logo. Makes great recognition gifts. 17MW8358



### THIS GIRL PLASTIC CUP

\$1.99

Add that '80s flair to the party with these color-changing cups. Changes color from pink to purple. 16 oz. plastic. 17MW8337



## WHAT'S IN THIS PLANNING GUIDE?

---


The *Event Planning Guide* includes ideas for making the event a fun, and spiritually rewarding experience. Activities are planned so that it will be an event girls won't forget.

This event is most successful when leaders customize activities to the specific interests and abilities of girls in their local church. Feel free to adapt these ideas to the regional and cultural needs of your church or for the girls who may have special needs.

## WHAT DO I NEED TO KNOW ABOUT CHILD SAFETY?

---

What do I need to know about child safety? Protecting children is of the utmost importance. All churches need to screen volunteers and put in place policies to ensure the safety of those participating in church activities. To learn more about protecting children from predators and other potential safety risks, visit the Assemblies of God's official site for legal matters pertaining to the church: [AG.org/Legal-Matters](https://www.ag.org/Legal-Matters).



## REGISTRATION

Set aside an area at the entrance to welcome the girls and handle registration. You'll need a place to check in the girls, collect permission slips, give each girl a *Name Tag*, and gather any money being collected for the event and their Coins for Kids/BGMC offering.

### ITEMS NEEDED

- ✘ ***This Girl T-Shirts\**** for each girl/leader
- ✘ *Name Tag\** for each girl/leader
- ✘ Extra permission slips (for girls who forgot theirs)
- ✘ Bucket to collect girls' Coins for Kids/BGMC offering
- ✘ ***This Girl Button\**** for each girl
- ✘ ***This Girl Drawstring Bag\**** for each girl/leader

### GETTING READY

- ✘ Recruit parents to count the Coins for Kids offering.
- ✘ Plan to open the doors early before the scheduled start time.

### AS GIRLS ARRIVE

- ✘ Give each girl a *Name Tag*, ***This Girl Button***, ***This Girl Drawstring Bag***, and a ***This Girl T-Shirt***.
- ✘ Receive any money being collected for the Coins for Kids/BGMC offering.
- ✘ Count the offering and report the total to your district Girls Ministries office.

### CHECK IN

Assign volunteers to be at the main entrance to greet the girls as they arrive and direct them where to go. If possible, make sure these volunteers are all dressed in their best 1980s gear!



\*Items in *italics* are available at [ngm.ag.org/events](https://ngm.ag.org/events)



\*Items in **bold** are available from [MyHealthyChurch.com](https://MyHealthyChurch.com). Order early!





## THIS GIRL

---

When girls arrive, create a fun atmosphere for them. Play some fun '80s music in the background to help create the '80s atmosphere. Registration can be set up as an arcade booth or rollerskating booth. Girls can be given a ***This Girl Drawstring Bag*** and some other *This Girl* accessories. If you have access to an instant camera, take an instant photo of each girl and put it on a wall labeled "*This Girl* Yearbook Wall." Simply mark a wall with a handmade poster that says, "*This Girl* Yearbook" and then allow the girls to tape their photos around the wall.

As girls arrive and check in, provide fun activities to keep them occupied. Try a table of neon beads and string, board games, jump ropes, hopscotch, Skip-It®, Rubick's Cubes®, nail polish, or even a hair crimping station. You can set up a *This Girl* store and sell *This Girl* merch. Have leaders stationed at each table to help monitor and create excitement for the '80s party about to begin!

## TRANSITION

Play the *5 Minute Countdown Video* and have the girls clean up their areas around the room. Have girls gather for Opening Session.



\*Items in *italics* are available at [ngm.ag.org/events](http://ngm.ag.org/events)



\*Items in **bold** are available from [MyHealthyChurch.com](http://MyHealthyChurch.com). Order early!

## OPENING SESSION

---

ITEMS NEEDED

 *This Girl Promo Video*

### WELCOME

If possible, open by showing the *This Girl Promo Video*.

**SAY:** Welcome to this year's Nationwide Girl's Ministries Event! We're so excited to have each of you with us for a time of fun and connecting to God and each other! We are going to have such a rad time as we explore the truth of what it means to be *This Girl*. God has called you, equipped you, empowered you, and thinks you are totally epic!

*(If there are rules or announcements specific to your event, now is a great time to review them. Introduce the leaders and helpers who are present.)*

### WORSHIP

Lead the girls in a time of worship. Encourage the girls and leaders that during this time it is not about anyone else in the room, but it is a time to spend with God. Encourage the girls by telling them how much God loves them and has a plan and a purpose for each one's life. Let them know that He calls each one of them to be His own and they can come to God with anything that is on their mind and heart. He is right there and nothing we can do can make Him love us any more or any less. He has set them apart for such a time as this. They are each a girl who is loved, valued, and created in His image and He is empowering them to do the things that He has placed on their heart. They are *This Girl* who God loves so much!

Choose songs from the previous list or songs your girls know.



\*Items in *italics* are available at [ngm.ag.org/events](http://ngm.ag.org/events)



\*Items in **bold** are available from [MyHealthyChurch.com](http://MyHealthyChurch.com). Order early!



## MEMORY VERSE INTRODUCTION

### MEMORY VERSE

She is clothed with **strength and dignity**, and she **laughs** without fear of the future. When she speaks, **her words are wise**, and she gives instructions with **kindness**. Proverbs 31:25–26, emphasis added

Have a leader dressed in crazy '80s rock star gear. This character, Jewel, is wearing bright earrings, a headband, bright colors mix-match clothes, gloves, etc. She is an over-the-top '80s rock star and is excited to rock out with her air guitar to teach the girls the memory verse.

**JEWEL:** Hey! Hey! Hey! Welcome friends to the most rad show ever! Are you girls ready to *party?* (*Gets the crowd going.*) My name is Jewel, and I am ready to rock out! (*Strums air guitar and really gets into it.*)

Here is the deal: When I say a part of the verse you need to shout it out and repeat it after me. But don't just shout it out. You must really rock out! Are you ready? (*Crowd response*)

(*Jewel rocks out and says.*) She is clothed with strength and dignity, (*Allows the crowd to repeat*)

Dudettes! That was amazing! Let's try again . . .

(*Jewel rocks out and says.*) She is clothed with strength and dignity, (*Crowd repeats*)

(*Jewel rocks out and says.*) and she laughs without fear of the future. (*Crowd repeats*)

Girls! That is fab! You want to know why she can have joy and laugh without fear? It's because she trusts in who God is and that He will make all things work out for her good! Wow! Talk about powerful!

Anyway, let's keep going with our verse.

(*Jewel rocks out and says.*) When she speaks, her words are wise, (*Crowd repeats*)

(*Jewel rocks out and says.*) and she gives instructions with kindness. (*Crowd repeats*)

Wow! *This Girl* is not only rad, but she is kind and wise! Dudettes, I want to be *This Girl*. She is rockin'! She trusts God and shows others love! You know, when I trust God and show kindness to others, I am *This Girl*. Are you?

Well, I must be going. I have a concert tonight and I've got to get my gear together! Keep on rockin', ladies! Be cool home slices! (*Jewel exits.*)



\*Items in *italics* are available at [ngm.ag.org/events](https://ngm.ag.org/events)



\*Items in **bold** are available from [MyHealthyChurch.com](https://MyHealthyChurch.com). Order early!

## MEMORY VERSE ACTIVITY IDEAS

---

### MEMORY VERSE WORKOUTS

Show the *Memory Verse Slide* and review the verse with the girls.

Prep leaders ahead of the event to brainstorm ideas for their group of girls to come up with a workout exercise routine to say the memory verse. Examples: The girls could use jump ropes and say the verse while jumping. They could do jumping jacks, run in place, or create a cheerleading routine. Give the girls a few minutes to work together with their leader and then have each group present their memory verse workouts!

### CASSETTE TAPE UNSCRAMBLE

#### PREPARE

Write the words of the memory verse on cassette tapes. You will need thirteen (13) cassette tapes for each team. Another option is to print off pictures of cassette tapes and write the words on them.

#### BREAK UP THE WORDS LIKE THIS:

**She is** clothed with **strength and dignity**, and she **laughs** without fear **of the future**. When she speaks, **her words are wise**, and she **gives instructions** with kindness. **Proverbs 31:25–26**

Have the girls divide into teams. You can have as many teams as you would like. The girls line up in a straight line and compete in a relay race down to their pile of cassette tapes. Girls run down one at a time, grab a cassette tape, and then head back to their team. When the first girl gets back, the next girl goes, and so on. The first team to put all their cassette tapes in order wins.



\*Items in *italics* are available at [ngm.ag.org/events](https://ngm.ag.org/events)



## SKIT

---

### CHARACTERS

Leader

Sophia: She wears glasses with bright-colored tape in the middle, sports pigtails, bright-colored suspenders, a turtleneck, and jeans. She is smart, has lots of energy, and is excited to learn. She is also sporting *This Girl* merch – **Drawstring Bag**, **Button**, etc.

**LEADER:** Hello, friends! Wow, you girls have done such an incredible job with our memory verse! I am blown away by how awesome you all have done. Today we are going to be having such an . . .

**SOPHIA:** *(comes running out and interrupts the leader)* Hi, hi, I'm here. I have arrived. I'm officially in the building. You are welcome!

**LEADER:** Umm . . . Hello? I'm excited you are here, but who are you?

**SOPHIA:** I'm so glad you asked. My name is Sophia, and I am stoked you friends are here. Aah! This is a dream come true!

**LEADER:** Well, it's nice to meet you, Sophia. I'm glad we're here too, but why is it a dream come true?

**SOPHIA:** Because you get to meet me! *(Chuckles and smiles big)*

**LEADER:** Okay?

**SOPHIA:** And I get to meet you! See, we get to meet each other! That's totally rad if you ask me.

**LEADER:** Yeah, I guess it is! Okay, so Sophia what are you doing here?

**SOPHIA:** Well, I heard you girls were having an '80s party and I couldn't miss out! I even picked up all my stuff to help make the party a little bit more awesome!

**LEADER:** You did?

**SOPHIA:** Yes, I did! See, I've got my fancy button right here! I'm curious though, why are there some spots on it? It looks like there is supposed to be something put on there.

**LEADER:** Oh, I'm so glad you asked. Yes, we all have our buttons on and as we go to each location, we'll get a special sticker to put on each circle. You'll want to try and collect each one! You'll get one at each rotation like during the Craft Shack, or the Where in the World? Missions Station, at the Arcade, during Girl Talk, or at the Concession Stand.



\*Items in **bold** are available from [MyHealthyChurch.com](https://MyHealthyChurch.com). Order early!

## SKIT CONTINUED

---

**SOPHIA:** Oh, buddy! That sounds like so much fun! *(Lets out a squeal)* I also have my **Drawstring Bag!** I am so in love with this bag! I can put so many things in here, I can carry it with me, and it's like the latest trend! I *love* it!

**LEADER:** *(laughs)* It definitely is! And it says, "This Girl" on it to remind you every time you wear it that you are a *This Girl!*

**SOPHIA:** I am? Well, what does it mean to be a *This Girl?*

**LEADER:** Well, why don't you join us for the rest of the event and you'll find out!

**SOPHIA:** Okay, sweet! Rad! I just can't contain my excitement!


**LEADER:** *(laughs)* Well, we can't either, but maybe it's time we get started. You know, before suddenly we have a time warp into 1999.

**SOPHIA:** Catch ya on the flip side!

*(Leader and Sophia walk off stage.)*



\*Items in **bold** are available from [MyHealthyChurch.com](https://MyHealthyChurch.com). Order early!





## THIS GIRL DEVOTION: WHAT DOES IT MEAN TO BE A “THIS GIRL?”

### ITEMS NEEDED

✘ **Journals**

✘ *Scripture Cards* (one per girl)

✘ Personal Bible

✘ Lite-Brite®

### PREPARE

Print copies of the *Scripture Card*, one per girl.

Put a bookmark in your Bible at Proverbs 31:25–26 so it will be easy to find it quickly. If your Bible is a different version than the NLT Memory Verse, you might want to put the NLT verse on a sticky note in your Bible.

**SAY:** I knew we were going to have a lot of fun at our '80s party, and I think we already have! I'm so glad that Sophia was able to drop in and help us learn a little bit about what we will do during our '80s party. But Sophia also asked an important question. Does anyone remember what that question was?

*(Allow responses.)*

Sophia asked, What does it mean to be a *This Girl*? That is such a great question! Are you ready to find out?

The verse we are learning is found in Proverbs 31:25–26. If you have your Bible, feel free to turn with me there now. Our Bibles are amazing! We know that the Bible is 100 percent true and that as we read our Bible, it is God's Word for us. He gave us the Bible so we can learn and grow as we read it. Also, we can allow God's Word to speak to us and guide our life. Can anyone tell me if Proverbs is found in the Old or New Testament? *(Allow responses.)* It is found in the Old Testament.

So, what does it mean to be a *This Girl*? Proverbs 31:25–26 says, "She is clothed with strength and dignity, and she laughs without fear of the future. When she speaks, her words are wise, and she gives instructions with kindness."

Can I show you one of my favorite things that a lot of kids in the 1980s played with? *(Bring out a Lite-Brite.)* How many of you know what this is? This is called a Lite-Brite. Now, it was invented in the late 1960s, but in the '80s this thing was huge with kids. Now, if I dim the lights a bit *(dim the lights)* and turn on the Lite-Brite, you can see a little bit of the light, but it's mostly covered by black paper. The light is there, but there are things trying to keep it from shining.

This reminds me of sin. Who here can tell me what sin is? *(Allow responses.)* Sin is anything that separates us from God. The Bible tells us that all of us have sinned and fallen short of what God wants. That



\*Items in **bold** are available from MyHealthyChurch.com. Order early!

## THIS GIRL DEVOTION CONTINUED

---

means that every single one of us in this room has done things that we shouldn't. God didn't want us to be separated from Him so He sent His Son, Jesus, to die on the Cross. He came so each of us could be forgiven of our sins when we choose to ask Him to come into our life, forgive us, and we follow Him. *(Put one of the pegs in the Lite-Brite so it starts to shine).*

When we ask Jesus to come into our life, His love starts to shine in our life. Others can see that God's love has changed us from the inside out, just like this peg is now reflecting the light.

*(Every time you mention one of the following, put another peg into the Lite-Brite)* As we read our Bible, pray, spend time in worship, serve, and tell others about Jesus, we start reflecting more and more who God is in and through our life.

When we look at Proverbs, we see that it says that *This Girl* is clothed with strength and dignity *(put another peg in)*. Do you think that means that she is wearing the latest things all the time, her hair is always perfect, and that is what makes her a *This Girl*? No. It means that her character, the thing that makes her who she is reflects *(put in another Lite-Brite peg)* God's love and inner beauty. She isn't about the latest fads or gossip, but she is about making sure that she is a person who does what she says she is going to do. She puts others first and doesn't put others down, but instead builds them up. *This Girl* is strong, *This Girl* is honest and true.

"She laughs without fear of the future." *(Put another peg in the Lite-Brite.)* That means that *This Girl* trusts God and knows that she can trust His leading and guidance. It means that she can appreciate the little things and knows that God is right there by her side. *This Girl* trusts in God. *This Girl* allows God to move in her life. *This Girl* has joy. *This Girl* chooses to allow God to lead her. *(Every time you mention one of the following things, put another peg into the Lite-Brite.)*

"When she speaks, her words are wise, and she gives instructions with kindness." *This Girl* is kind and loves others. *This Girl* is wise. *This Girl* is guided by the Holy Spirit. *This Girl* is empowered. *This Girl* can change the world by reaching out to other people.

*(The Lite-Brite should be covered in pegs by now.)* So, what does it mean to be a *This Girl*? It means that you are a girl who is following God and allows God to move in her life. You reflect God's love, grace, forgiveness, and who God is not only in your own life but you show them all to others.

*This Girl* is so many things, but the most important one is that she is the daughter of the King of kings, Jesus, and He loves her so much. She is never alone because He is always right there beside her. Even when times might get rough and she can't see, Jesus is always right there because He loves *This Girl*. A *This Girl* makes Jesus the foundation of her life and knows His love in her life and that she can trust Him.

Do you want to know who *This Girl* is? It's each one of you! We're going to learn more about that when we break into groups, but first, let's pray.



## THIS GIRL DEVOTION CONTINUED


---

God, I thank You for every girl represented in this room today. God, I pray that they would know and sense how much You love them and have a plan and purpose for their life. Help them to know and understand that you have called them to be a *This Girl*. Help them to hear from You today. Thank You for all You are going to do. Amen.

*(If time allows, you may want to lead in one more slow, worshipful song. A great suggestion would be "Firm Foundation" by Maverick City.)*

### OPENING SESSION WRAP-UP

If you are separating into groups that will travel to different stations, do so now. Divide the group into five smaller groups. Tell the girls which station each group will begin with and how to proceed through the others.



## STATION I: GIRL TALK

---

The goal of the Girl Talk room is to allow time for the girls to focus on the hope they have in Jesus and to spend time with God. They will discover that there is power in prayer and in listening to the Holy Spirit speaking in their life.

### DECOR IDEAS

Create a small, cozy area to serve as the Girl Talk room. You could fill it with bean bag chairs, colored circle carpets, lamps for softer lighting, smiley face stickers on the wall, etc. Set up several prayer stations around the room.

For this room, we would suggest playing worship music with a speaker, softly in the background to create an atmosphere of prayer.

### ITEMS NEEDED

- ✘ Items for each prayer station
- ✘ Stickers
- ✘ **Journals**, one per girl

*Invite the girls into the room and ask them to sit in a circle.*

**SAY:** Welcome to our Girl Talk room. This room is a great place for us to connect to God with time for us to talk to Him and allow Him to speak to us.

Did you know that God hears us when we talk to Him? We can talk to Him anytime, anywhere. Here is something even more amazing: God talks to us, too! Prayer isn't just talking to God; it's also listening to Him. We may not hear Him speak out loud, although there are several stories in the Bible where that happened. There are many ways that God speaks to us:

- ✦ **God's Word.** The Bible is literally God's written Word. Do you ever read the Bible and it feels like something just jumps out at you—like God is talking directly to you? That's another way that He speaks to us.
- ✦ **Other people.** Has anyone ever said something to you, and you thought, "*Wow! I really needed to hear that!*" Or maybe your pastor or a leader in kids church says something that really touches your heart. God often speaks to us through other people.
- ✦ **Gut feeling.** Have you ever had a decision to make, so you asked God what to do? Maybe you got a feeling inside as to what decision you should make. Or you just felt in your heart that you knew what to do. That is the voice of God speaking to you.
- ✦ **An idea.** Many times God gives us ideas. They can pop into our head or our heart, like a thought.
- ✦ **A peaceful feeling.** When we are nervous or worried about something, we can ask God for help to trust in Him and not be so fearful. He often will give us a feeling of peace and calm us down. There are so many ways that God speaks to us..



## STATION I: GIRL TALK CONTINUED

---

But how do we know if it's really God we are hearing? (*Show the Bible.*) We look in God's Word! Anything that God speaks to our heart and mind will match what God says in the Bible.

You will see different prayer points set up around the room. As you feel God leading you, go to a prayer point. You can spend time there praying. When you're ready to go to the next one, you can move to that one. The goal is not to rush through them all. The goal is to listen to what God is saying to you.

This is a time and a space created just for you and God. Listen for God to speak to you. When we are wrapping up our time in this station, I'll call you to come back here. Then we'll close in prayer, and I have something special for you. Let's pray and get our hearts focused now.

Dear God, thank You that You speak to us. We are open to hearing what You are speaking to us today and give You these next few moments. Amen.

As you feel led, you may go to your first prayer station.

## PRAYER EXPERIENCE POINTS

---

### I. THIS GIRL KNOWS GOD IS WITH HER ALWAYS

ITEMS NEEDED

✕ Rubik's Cubes, one for each girl

#### INSTRUCTIONS

**SAY:** Sometimes our life or our family's life can seem a little crazy. It can seem like things may be out of place like when a Rubik's Cube is all mixed up. God is always with us and we can reach out and talk to Him anytime day or night. He is always with us and wants to help us, lead us, and guide us. God is working even when situations may look like a mess.

Move the pieces of the Rubik's Cube as you pray and remember that God is with you even on the rough and challenging days. You can trust in Him. You can share your feelings with Him and ask Him to help when things in life are hard. You can trust in God and know that He is always with you.

Reminder: Even when we can't feel God and things may seem hard, we know that God is always right there!

## PRAYER EXPERIENCE POINTS

---

### 2. THIS GIRL HAS JOY

#### ITEMS NEEDED

- ✘ White board
- ✘ Neon markers

#### PREPARE

Write "This Girl Has Joy" in big letters on the white board and circle it.

#### INSTRUCTIONS

**SAY:** We can have joy and appreciate the big and little things that God does for us every day. What is something that God has created or done that brings you joy? Create a bubble somewhere on the board and write or draw a picture of what that thing is in your bubble. Then draw a line and connect it to the "This Girl Has Joy" bubble.

REMINDER: Every day there is joy!

### 3. THIS GIRL SHOWS KINDNESS AND LOVE TO OTHERS

#### ITEMS NEEDED

- ✘ Scratch art paper
- ✘ Wooden styluses, one per girl

#### INSTRUCTIONS

**SAY:** Every day there are people we see who need to know that God loves them. These are people that we can show compassion and kindness too. Spend some time asking God who in your life you need to show love and kindness to and how you should do it. With your wooden stylus, scrape away the black on the paper to reveal the colors underneath and write or draw what God is speaking to you.

REMINDER: Just as Jesus loved those who were hurting around Him and brought light into the darkness, He wants us to do the same and share His love with those around us.



## PRAYER EXPERIENCE POINTS

---

### 4. THIS GIRL IS . . .

#### ITEMS NEEDED

- ✘ Sheets of white paper, one per girl
- ✘ White crayons, one per girl
- ✘ Neon washable paints
- ✘ Paintbrushes

#### INSTRUCTIONS

**SAY:** Pray and ask God to speak to you about a word that describes who you are as a *This Girl*. Maybe He is saying that you are creative, empowered, strong, kind, loving, or some other word.

When you have the word that God is speaking to you, use your white crayon to write it on your piece of white paper. Then take your watercolor paints and paint over the paper to reveal the word. As you are painting the paper, spend time praying and ask God to continue to reveal to you who you are in Him.

**REMINDER:** *This Girl* is loved by the Creator of the universe and is more than just one thing. As you continue to seek after God and grow in your walk with Him, He continues to reveal to you how much He loves you and who He has created you to be.

### 5. THIS GIRL KNOWS PRAYER IS POWERFUL

#### ITEMS NEEDED

- ✘ Neon-colored square paper plates, one per girl plus extras
- ✘ Paper for sign
- ✘ Black permanent markers
- ✘ Paintbrushes

#### PREPARE

Create a sign that says "Prayer Wall." Tape the plates together on the wall to look like a giant Tetris® game.

#### INSTRUCTIONS

**SAY:** Write down a prayer request you have on one of the square plates. Spend time praying over the prayer request you wrote. Then take some time and pray for some of the other prayer requests on the wall.

**REMINDER:** *This Girl* can pray and talk to God. You can tell God the things that you are going through, but you can also tell Him the needs of those around you.

## PRAYER EXPERIENCE POINTS

---

### 6. THIS GIRL CAN FORGIVE

ITEMS NEEDED

✕ Glow sticks, one per girl

#### INSTRUCTIONS

**SAY:** Is there someone in your life that you are having a hard time forgiving? Take some time and talk to God about that person and bring the situation to Him. Ask God to help you forgive that person. Take a glow stick and hold it in your hand. As you begin to pray for that person and situation, break the glow stick to make it glow. Thank God that when we give unforgiveness to Him, He can help us bring light into brokenness and restore those friendships.

REMINDER: *This Girl* trusts God to help heal friendships.

### 7. THIS GIRL PRAISES GOD

ITEMS NEEDED

✕ Light up fidget spinners, one per girl

#### INSTRUCTIONS

**SAY:** When we praise God, we are thanking Him for what He has done in our life. Take a fidget spinner and spin it. As the fidget spinner is spinning, spend some time thanking God for who He is in your life and the things He has done.

REMINDER: *This Girl* is thankful for what God has given her and how He has blessed her life.



## PRAYER EXPERIENCE POINTS

---

### 8. THIS GIRL KNOWS GOD'S WORD IS TRUE

#### ITEMS NEEDED

- ✘ Chalkboard
- ✘ Chalk

#### PREPARE

On the chalkboard, write a couple of Scripture verses.

God is our refuge and strength, always ready to help in times of trouble. Psalm 46:1

Trust in the LORD with all your heart; do not depend on your own understanding. Proverbs 3:5

"Do not be afraid or discouraged, for the LORD will personally go ahead of you. He will be with you, he will neither fail you nor abandon you." Deuteronomy 31:8

You will keep in perfect peace all who trust in you all whose thoughts are fixed on you. Isaiah 26:3

#### INSTRUCTIONS

**SAY:** On the chalkboard are certain Bible verses to help us remember that we can trust in God and who He is. Read the Scriptures and then use the chalk to highlight, underline, or draw a picture of what that verse means to you!

### 9. THIS GIRL SEES GOD'S FAITHFULNESS IN HER LIFE

#### ITEMS NEEDED



- ✘ Flat rocks, one per girl
- ✘ Neon markers
- ✘ Cross

#### INSTRUCTIONS

**SAY:** Think about a time in your life when God has been faithful to you and your family. With your marker, write it on the rock and then place your rock by the cross to remember God's faithfulness in the past.

## 10. THIS GIRL CAN CHANGE THE WORLD

### ITEMS NEEDED

-  World map
-  Neon-colored stamp pad

### INSTRUCTIONS

**SAY:** God can use you to pray for others all over the world. Choose a country on the map and pray for the people and missionaries in that country. After you've prayed, take your finger, and put it on the stamp pad. Then place your finger on that country to show you prayed for them. We can believe for God to do some pretty big things as we pray. He can use you to change the world!

## GIRL TALK WRAP-UP

---

### INSTRUCTIONS

**SAY:** God speaks to us in all kinds of ways every day. It 's so important for us to take time and make space for Him to speak in our life. What is something God spoke to you about today? *(Allow responses.)* Those are some powerful things! Remember God loves you and wants to spend time with you. What are some ways you can make sure you are making time with God every day? *(Allow responses.)* Great ideas, girls!

Now, before you leave, I have a special gift for you. It's a **Journal**. As you do some of those ideas you talked about in making time with God, this **Journal** can be a tool for you to write down what God is speaking to you. It can be like a diary. Then you can look back to see all the things God has done in and through your life. We can find everything we need when we spend time with God and when we know who He is. *(Hand out a **Journal** to each girl.)*

Girls, thank you for joining me. I have one more thing for you before you leave for your next station. We need to put a sticker on your **Button**! *(Hand out a sticker to each girl to put on her **Button**.)*



\*Items in **bold** are available from MyHealthyChurch.com. Order early!



## STATION 2: WHERE IN THE WORLD?

---

The goal of Where in the World? is to educate the girls about this year's Coins for Kids project and inspire them to give to missions.

### DECOR IDEAS

Hang maps all around the room and create a detective-style room with neon-colored question marks all around. There will be ten clues found in the digital downloads that you can print out, place into envelopes, and put around the room. The girls will play a game to earn the clues.

### ITEMS NEEDED

- ✗ Printed ten clues
- ✗ Ten envelopes
- ✗ Costume Idea: Dress up as a detective and have a magnifying glass, big hat, trench coat, clipboard, etc. The more fun you have with it, the more fun the girls will have with it.

**SAY:** Welcome, girls! I'm so glad that you're here at our 1980s party! We're going to play a game to see if you can guess where in the world our Coins for Kids project is going. I have already successfully solved this case and believe that you will also. Are you ready?

Around the room are ten different envelopes with clues in them to help us figure out Where in the World? our Coins for Kids project is this year. I am going to ask you a few questions mostly from the Bible Fact-Pak Question Cards used in Junior Bible Quiz to see how many clues you can earn. After I ask a question, you will have ten seconds to talk about it as a group to come up with the answer. I will need one person who will be the spokesperson for the group. *(Take time to choose that girl.)* The spokesperson will be the only one who tells me the final answer. Here we go!

*(Note: Not all the girls will be familiar with the questions so they may not know the answers word by word. Help them have fun learning God's Word and not get discouraged. If they give a partial answer and it works, they can earn a clue. Encourage the leaders to help the girls.)*

### QUESTION 1: WHAT IS THE BIBLE?

**ANSWER:** The Bible is the inspired Word of God and is His revelation to all people of himself and His plan of salvation.

*(If the girls get the answer correct, have one of the girls choose an envelope to be read later. If they miss the answer, explain what it is and go on to the next question. Do this after every question.)*

### QUESTION 2: WHAT ARE THE TWO DIVISIONS OF THE BIBLE?

**ANSWER:** Old Testament and New Testament

## STATION 2: WHERE IN THE WORLD? CONTINUED

---

**QUESTION 3: WHICH BOOK OF THE BIBLE TELLS ABOUT THE BEGINNINGS OF THE WORLD?**

**ANSWER:** Genesis

**QUESTION 4: HOW MANY BOOKS ARE IN THE OLD TESTAMENT?**

**ANSWER:** Thirty-nine

**QUESTION 5: WHERE IS OUR MEMORY VERSE, PROVERBS 31:25–26, FOUND—IN THE OLD TESTAMENT OR NEW TESTAMENT?**

**ANSWER:** Old Testament

**QUESTION 6: WHAT ARE THE FOUR GOSPELS?**

**ANSWER:** Matthew, Mark, Luke, John

**QUESTION 7: WHO WERE THE FIRST MAN AND FIRST WOMAN?**

**ANSWER:** Adam and Eve

**QUESTION 8: WHEN THE FLOOD CAME, HOW LONG DID IT RAIN?**

**ANSWER:** Forty days and nights

**QUESTION 9: IN JESUS' PARABLE, WHO HELPED THE MAN WHO HAD BEEN BEATEN AND ROBBED?**

**ANSWER:** The Good Samaritan

**QUESTION 10: WHO DID JESUS SAY WAS LIKE THE WISE MAN WHO BUILT HIS HOUSE UPON THE ROCK?**

**ANSWER:** Those who hear His teachings and follow them.

Oh, wow! You girls did amazing! Let's read our clues. *(Read the clues from the envelopes.)*

Can anyone guess where our country is? This is a little bit challenging. We are in East Africa and in a country named Kenya.

Our Coins for Kids Project is with an organization called "This Girl." Not only do they help to provide clean drinking water for the people in East Africa, but they are also helping to educate girls about taking care of themselves. "This Girl" helps to provide health and hygiene kits to young girls across East Africa, and also in the schools' running clubs called Champions Clubs. How many of you girls brush your teeth, take a shower, use the bathroom, wash your hands with soap and water, and put on your clothes after you get up in the morning? *(Allow responses.)*




## STATION 2: WHERE IN THE WORLD? CONTINUED

---

Many of the kids in Kenya don't have some of the basic things that we have in life. This includes soap, underwear, or things to help keep their bodies clean and prevent sicknesses. Many of the kids in Africa end up missing a lot of school because they are sick from not having clean drinking water and things needed for proper hygiene.

"This Girl" works with local Kenyan churches not only to provide clean drinking water, but also to help provide health and hygiene kits and an education program for girls in their local schools. Champion Clubs are in place to teach girls how to take care of themselves and teach them that they are a girl who is empowered, valued, and loved. Because of this program, girls stay in school longer and can get the education they need.

By giving to Coins for Kids, you will help to change the lives of girls in East Africa. With your help, "This Girl" will help to provide the resources needed to help kids stay healthy with clean water as well as health and hygiene kits. Because of this project, girls in East Africa will have what they need to help them have a future that is not associated with sickness and death.



## PROJECT: PRAYER NECKLACE CREATIONS

### ITEMS NEEDED

- ✘ String
- ✘ Neon wooden circle beads
- ✘ Stickers
- ✘ Cotton batting or balls
- ✘ **Coins for Kids Promo Cards**

### INSTRUCTIONS

**SAY:** Girls in East Africa wear necklaces that have beads on them. In their culture, the beads represent how much people think they are worth. They wear their beads as a symbol to others. That is sad and heart-breaking.

We know that we are all God's children. He loves each one of us so much and calls us His own, which means that we are priceless.

Today we are each going to make a prayer necklaces As you are creating your necklace, spend time praying for the girls in East Africa and for the "This Girl" organization that is helping to show girls that God thinks they are valuable and loves them. When you take your necklace home, put it somewhere you will see it and be reminded to pray for the girls in East Africa.

## WHERE IN THE WORLD? WRAP-UP

### ITEMS NEEDED

- ✘ Stickers
- ✘ **Coins for Kids Promo Card**

Give each girl a sticker to put on her **Button**. Also, give each girl a **Coins for Kids Promo Card**. Encourage the girls to take the card home and remember to pray for the girls in East Africa. Challenge the girls to collect money and bring their Coins for Kids offering back to church.



\*Items in **bold** are available from MyHealthyChurch.com. Order early!



## STATION 3: CRAFT SHACK

---

The goal for the Craft Shack is for the girls to be creative!

### DECOR IDEAS

Splatter neon colors of paint on some white sheets and hang them around the room. Add some bright, neon-colored paper lanterns to create a fun atmosphere.

### ITEMS NEEDED

- ✘ Pillowcases, one per girl
- ✘ Fabric markers
- ✘ Sheets of cardboard
- ✘ Stickers

**SAY:** Welcome to the Craft Shack! I'm so glad each of you is here! So, gather around and I'm going to explain some things for our time together.

We are talking about what it means to be a *This Girl*. We have learned that being a *This Girl* isn't about the things we accomplish or how popular we are. Being a *This Girl* is about having a relationship with God and knowing who we are in our relationship with Him. It's about learning to rest in the truth that you can trust God with every area of your life and lean on Him in all things.

So, when you think of rest, what do you think of? (*Allow responses.*) For me, I think of pillows! There is nothing like putting your head on your pillow and falling asleep at the end of the day. It is fabulous!

Each of you will be given a pillowcase and there are markers all over the room. You get to create and design your very own pillowcase that represents you! This is something you can use as a reminder to rest in God's love for you. He loves you so much! You can rest in Him and grow in your relationship with Him by reading the Bible, praying, journaling, worshipping, and going to church. You can find peace in knowing that God has called you to be a *This Girl* and He gives you everything you need as you keep your focus on Him.

## CRAFT SHACK WRAP-UP

---

**SAY:** Let's see your pillows! Oh, those are epic and I love that they are a reminder that we can find rest in God's love for us! Girls, do you know how much God loves you? He loves you so much more than you can ever think or imagine. Before you leave, pick up your sticker to put on your **Button**.

*Hand out a sticker to each girl as she leaves.*

## STATION 4: THE ARCADE

The goal of the Arcade is for the girls to have fun doing physical activity and provide a moment for an object lesson.

### DECOR IDEAS

Decorate the room with different video game characters for this area. You can create your own version of an arcade using cardboard, neon paint, etc. Also, hang a banner that says "This Girl" with markers near it.

### ITEMS NEEDED

- ✗ Nonslip Floor Dots (*You will want a bunch of these, at least 4 per girl in the group*)
- ✗ Books
- ✗ Bottles of water
- ✗ 4 LED Foam Glow Sticks
- ✗ Painter's tape
- ✗ Poster with Memory Verse
- ✗ "This Girl" banner
- ✗ Toy food items
- ✗ Markers
- ✗ Toy or game money

### PREPARE

Prep the floor ahead of the event to look like a giant game of Pac-Man. Use painter's tape to create a giant maze. Then lay out lots of dots on the floor for the girls to hop on. Around the game board place a few pieces of toy food, toy money, water bottles, and books. Place them throughout the game, and make sure to put some in the corners.

**SAY:** Welcome to the Arcade! I am so glad that you are with us! How many of you girls are ready to play a game? I know I am!

I need four girls to be my light-up taggers. You will start off together in the middle of our game. Then I need one girl who will try to complete the board. The rest of you girls will sit around the game to watch, but will have a chance to play soon. We'll play a few rounds.

Here is how to play. You have to hop from one dot to the next and stay within the path. You can't cross the lines of the path on the ground. You are going to try and stay away from the taggers with the light-up glow sticks. If they get to you and tag you, you are out, and we will move to the next player. Taggers, you also have to hop from one circle to the next and follow the path.

How many of you girls see the money, food, bottled water, and books throughout the game? Your goal is to try and collect those without getting tagged and having to go out of the game.

Are you ready to play?



## STATION 4: THE ARCADE CONTINUED

---

*(Play a few rounds and reset the game every few minutes to keep it interesting. Once you finish a few rounds, call the girls together to share a quick thought with them).*

When you were playing the game, who realized how hard it was to get the items like food, money, and books? It was hard because there were things that kept you from getting the things you needed.


The girls in Africa have a lot of things trying to stop them from getting the basic things that they need like food, water, education, and money. As a group, we have an opportunity to help eliminate some of those obstacles for them by giving money to Coins for Kids. When we give, we provide missionaries the tools to help eliminate some of the things keeping these girls from having the things they need in everyday life.

But, that's not the only thing we can do! Our Memory Verse says, "She is clothed with strength and dignity, and she laughs without fear of the future. When she speaks, her words are wise, and she gives instructions with kindness." Proverbs 31:25–26.

When you are a girl who knows who she is in God and walks in confidence in knowing who God is in your life, you can be empowered to be a *This Girl*. Everywhere you go, you help to bring the light and love of Jesus to others. Through kindness, love, encouragement, generosity, and trust in God leading and directing you, you can change the world. You can do that not only for those around you, but God can use you to make a huge impact in the world. You can do this by just helping change one person's day.

We are going to take some time to pray and ask God to show us what He wants us to do as a group and as a church to help people. When you hear God speak to you, write what He says on our "This Girl" banner. We will keep this banner to remind us of the big things that God wants us to accomplish together to help those in our community and around the world.

Today as we close, be sure you get a sticker on the way out! Remember girls, God loves you!



## THE CONCESSION STAND: FOOD IDEAS

---

The time and length of your event will determine what kind of food will be served and when. Here are some ideas on how to incorporate meal/snack time into the theme.

### ATMOSPHERE

Play fun and high-energy music. Line up the tables in rows and set up like a cafeteria. Use neon-color table covers and fun radios and records, CDs, or cassettes on the tables as fun centerpieces.

### MAIN COURSE IDEAS

- ☒ Cheeseburger sliders and French fries
- ☒ Sloppy Joe nachos
- ☒ Pizza and corn
- ☒ Chicken fingers and tator tots

### SIDE IDEAS

- ☒ Potato skins
- ☒ Fresh fruit and whipped cream
- ☒ Pizza rolls
- ☒ Veggies and ranch dressing
- ☒ Cheese balls

### SWEETS AND TREATS

- ☒ Decorate your own cookies
- ☒ Cupcakes
- ☒ Cosmic Brownies®
- ☒ Popcorn and candy station (candy necklaces, sour gummy worms, popping candy, etc.)
- ☒ Combos®
- ☒ Tortilla chips, plain and flavored

### DRINKS

- ☒ Little Hug Fruit Barrels® juice
- ☒ Punch
- ☒ Kool-Aid®
- ☒ Water in bottles



## THE CONCESSION STAND CONTINUED

---

### ACTIVITY

As the girls are enjoying their meal/snack, have a set of *Get to Know You Cards* on the table. Take turns reading and answering the cards with the girls to encourage fun, laughter, and deep conversation.


Make sure that you hand out a sticker for the girls' **Buttons!**



\*Items in *italics* are available at [ngm.ag.org/Events](https://ngm.ag.org/Events)



\*Items in **bold** are available from [MyHealthyChurch.com](https://MyHealthyChurch.com). Order early!



## CLOSING SESSION

---

As the girls arrive for the Closing Session, they are greeted by Sophia.

**SOPHIA:** Oh, my goodness! This has been totally epic, like the coolest thing around. I'm so glad I got to be here!

**LEADER:** *(Walks up to Sophia.)* I know, right? I've learned so much and have had so much fun doing it!

**SOPHIA:** Me too! And look at this! I collected all my stickers! I'm going to put my **Button** in my treasure chest at home so I never forget this event!

**LEADER:** That's such a great idea! So, Sophia, what is one of the coolest things you learned?

**SOPHIA:** Just one? Hmm . . . okay, I would say that the most rad thing I learned is that God has empowered me to be a *This Girl* and that means that I can walk in confidence about doing the things He wants me to do.

**LEADER:** That is amazing and so good! He has empowered you, and He loves you so much!

**SOPHIA:** Yes, everything I need is in Him and I can turn to Him anytime day or night because He is what the foundation of my life should be built on. It's not on the latest gossip or trend, but it's on Him alone.

**LEADER:** Sophia, you learned a lot! I'm so glad you came to our '80s party and that I had the chance to meet you!

**SOPHIA:** Me too! I've made so many wonderful BFFs! What did you learn?

**LEADER:** One of the things I'm taking away is our Memory Verse, Proverbs 31:25–26 “She is clothed with strength and dignity, and she laughs without fear of the future. When she speaks, her words are wise, and she gives instructions with kindness.” I learned that this means that my character and how I treat others really does matter. I want to live my life so that it shows others how much God loves them. It may not always be easy, but I want to show people kindness, grace, and love so that they can see God's love in my life.

**SOPHIA:** That's so good! This has been such a fun time. Well, I have to head out because I want to go journal all of this so I don't forget!

**LEADER:** Sounds good, friend. *(Gives her a big hug.)*

**LEADER:** Girls, there has been so much we have learned together. One of the most important things for you to walk away with from our time together is that God loves you. God loves each one of you in this room so much. He not only loves you, but He promises that He will be with you everywhere you go, and He is always with you. You are *This Girl*. You are a girl who is empowered, chosen, loved, valuable, called, and so much more.



\*Items in **bold** are available from [MyHealthyChurch.com](https://MyHealthyChurch.com). Order early!



## CLOSING SESSION CONTINUED

---

Before we leave today, we want to take the next few moments and worship together. Maybe you walked in nervous because there are difficult things going on at school or at home. Maybe your world has felt completely shaken, and things are really, really hard. The truth is that as we build our life on Jesus, He promises us that He will never leave us. And we know that we can trust Him in all areas of our life. When things around us are hard, we can turn to Him and find everything we need. You can turn to Him right now.

As we close our time together in worship, we have some leaders here who love you and are here for you. If you need prayer before you leave, find a leader, and talk to her. *(Encourage the leaders to pray for and with the girls.)*

*(Play worship music softly in the background and call leaders forward to pray with the girls. A great song would be "Firm Foundation" by Maverick City.)*

*(Close in prayer.)* God, thank You that we can build our life on You. Thank You that when things get hard, You are always there for us. God, thank You for every girl in this room today and for Your love for each one. Thank You that You have called them to be a *This Girl*, a girl who is loved by You. God, thank You for giving us everything we need to do the things You want us to do. Help us to become women who show Your love and grace to those around us and help to change the world around us. We love You. Amen.

## EVENT WRAP-UP

---

We are so excited that each one of you came for this event. I want each of you to remember what you have learned and what God has spoken to you. Maybe you need to do what Sophia did and spend some time journaling when you get home. I love journals because they are tools we can look back on and see the things God has spoken to us.

Remember, girls: You are a girl who is loved and chosen by God. Don't ever forget that truth in your life! He's got you and wants to be your very Best Friend!

Don't also forget the important challenge we have together as a group and the commitment we are making for Coins for Kids. Remember to pray for the girls in East Africa. Don't forget to collect your offering to help those girls have clean water, health and hygiene kits, and most importantly to help them stay in school. We love you girls and let's change the world together!

*(Play some fun music as girls leave.)*

## EXTRA IDEAS: CRAFTS & GAMES

---

### DECORATE YOUR OWN SCRUNCHIES

#### ITEMS NEEDED

- ✘ White scrunchies, one per girl
- ✘ Fabric paint/markers

#### INSTRUCTIONS

Lay out scrunchies and fabric paint/markers.

Encourage the girls to take a scrunchie and fabric paint/markers and decorate their own scrunchies.

### DECORATE YOUR OWN MEMORY BOX

#### ITEMS NEEDED

- ✘ Papier-mâché treasure chests, one per girl
- ✘ Puffy paint
- ✘ Glue
- ✘ Sequins

#### INSTRUCTIONS

Lay out all the supplies and give each girl a treasure chest.

Encourage the girls to create their own treasure chest memory box. Encourage each girl to put her name on her box.

Set the boxes aside to dry until the end of the event.

### FRIENDSHIP BRACELETS

#### ITEMS NEEDED

- ✘ String
- ✘ Letter beads
- ✘ Pony beads
- ✘ Scissors

#### INSTRUCTIONS

Lay out the supplies and encourage the girls to make friendship bracelets to give away.



## EXTRA IDEAS: CRAFTS & GAMES CONTINUED

---

### MAKE YOUR OWN SLIME

#### ITEMS NEEDED

- ✗ 1 - 4 oz. bottle of white school glue
- ✗ 2 tablespoons contact saline solution
- ✗ 1–2 cups shaving cream
- ✗ Food coloring (optional)
- ✗ Sequins
- ✗ Plastic mixing bowl
- ✗ Large mixing spoon
- ✗ Gallon-size zipper top bag

#### INSTRUCTIONS

Place glue in a plastic bowl. If you are adding food coloring, add it in now. When you have the color you want, add the saline solution and mix until combined.

Stir in 1–2 cups of shaving cream. The more you add, the thicker the slime will be.

Knead the slime with your hands. It will be super sticky at first, but the more you work with it the less sticky it will be. Add in sequins if you like.

Place in the zipper top bag or play with it!

### TOSS AND TALK BALL

#### ITEMS NEEDED

- ✗ Get to Know You Questions
- ✗ Ball
- ✗ Permanent markers

#### INSTRUCTIONS

Write the Get to Know You Questions on the ball.

Have the girls throw the ball to another girl. When a girl catches the ball, she has to answer one of the questions on the ball before she can throw it to the next person.

## EXTRA IDEAS: CRAFTS & GAMES CONTINUED

---

### NAIL POLISH STATION BLIND BAG

#### ITEMS NEEDED

- ✘ Purse
- ✘ Different shades of nail polish
- ✘ Paper towels
- ✘ Nail polish remover

#### INSTRUCTIONS

Set up a nail polish area. Place all the closed bottles of nail polish in an empty purse.

If the girls have nail polish on, ask them if it is okay to take off their nail polish. Then have the girls reach in the purse and grab out as many colors of nail polish as they would like for their nails. (*Set a limit of three colors.*) They can't see the colors they are choosing since they are putting their hand into the purse to choose them.

Paint each girl's nails and have fun with it!

### KARAOKE

#### ITEMS NEEDED

- ✘ Music with lyrics on a screen
- ✘ Microphone

#### INSTRUCTIONS

Have the girls sign up to perform a song either individually or as a group. Make sure to cheer on all the girls!



## EXTRA IDEAS: CRAFTS & GAMES CONTINUED

---

### BOARD GAMES

#### ITEMS NEEDED

- ✘ Variety of board games

#### INSTRUCTIONS

Lay out the different board games and encourage the girls to team up with some friends and play games together.

### JUMP ROPES/SKIP IT TOYS

#### ITEMS NEEDED

- ✘ Long jump ropes
- ✘ Skip It® toys

#### INSTRUCTIONS

Teach the girls how to do double Dutch jump rope. You can find online videos to help teach the girls. Or purchase some Skip It® toys and have the girls practice learning how to use them.